


LABOR RELATIONS



June 21, 2019

Mr. Brian J. Wagner
President
National Association of Postal Supervisors
1727 King Street, Suite 400
Alexandria, VA 22314-2753

Faxed

Dear Brian:

As a matter of general interest, the Postal Service plans to conduct a density test for stamped packages only. During this test stamped packages will be collected from locations where Collection Point Management System (CPMS) generated barcode are scanned.

Employees scanning CPMS barcodes will be prompted by their scanner (MDD, IMD & PVS Scanner) to enter the piece count of stamped packages. For the purpose of this test, a stamped package is defined as a piece of stamped mail that is larger than a one-half inch thick flat.

This density test is scheduled to be conducted June 24 through June 29. Enclosed is a copy of the draft Service Talk related to this test.

Please contact Bruce Nicholson at extension 7773 if you have questions concerning this matter.

Sincerely,

A handwritten signature in black ink, appearing to read "Alan S. Moore".

Alan S. Moore
Manager
Labor Relations Policies and Programs

Enclosure

Special Density Test for STAMPED PACKAGES ONLY - Service Talk

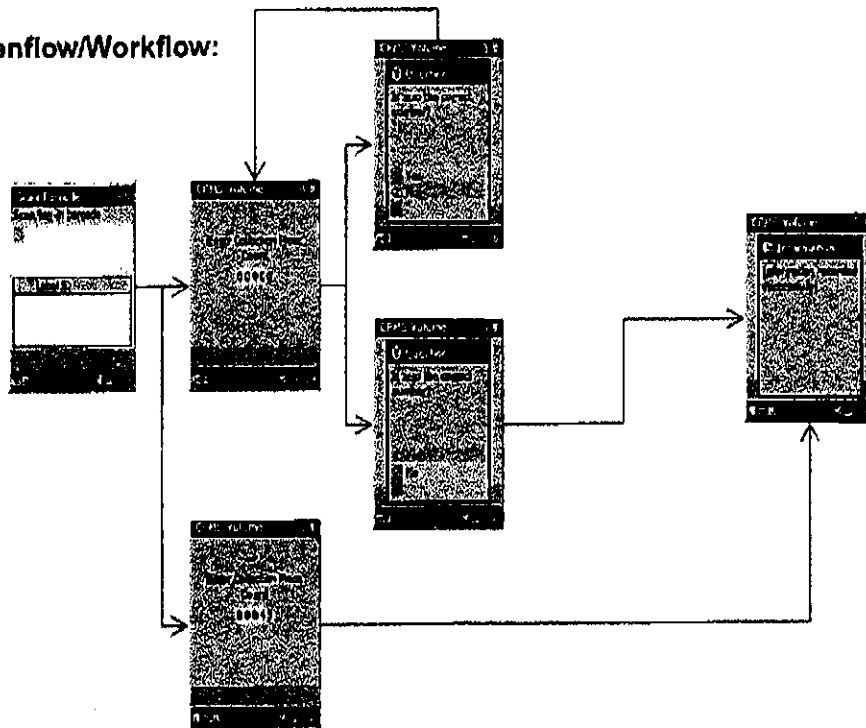
Background:

We will conduct a Special Density test for STAMPED PACKAGES ONLY starting June 24, 2019 and running through COB June 29, 2019. On those dates, whenever a Collection Point Management System (CPMS) generated barcode is scanned, the density prompt will pop up on the scanner (MDD, IMD & PVS Scanner) and the employee must enter the piece count of stamped packages only.

For the purpose of this Special Density Test, we are defining a stamped package as a piece of stamped mail, that's not a letter and larger than a flat that's ½ inch thick. Thus all stamped parcels, stamped small parcels (SPRs) and stamped flats (thicker than ½ inch) collected from CPMS-managed points, must be piece counted and entered into the scanner.


Please note, this SPECIAL density test, unlike most others, is for **STAMPED packages only**.

IMD/MDD Screenflow/Workflow:




Special Density Test for STAMPED PACKAGES ONLY - Service Talk

Below is a screen shot of the Density prompt on the PVS Scanner:




1



Scan a CPMS barcode. The CPMS Density and CPMS Maintenance prompts will automatically display during required periods for a given collection box.

2a



Enter the volume of pieces in the CPMS box. Select Save.

