



NATIONAL ASSOCIATION OF POSTAL SUPERVISORS

National Headquarters
1727 KING STREET, SUITE 400
ALEXANDRIA, VA 22314-2753
(703) 836-9660

December 1, 2023

Board Memo 158-2023: S&DC Presentation Update

Executive Board,

Attached is the latest update on the implementation of the S&DC facilities.

Thank you, and be safe.

NAPS Headquarters

Sorting & Delivery Center (S&DC)

Unions &
Management Associations

CRDO

Updated as of: 11/30/2023

February 2024 S&DCs

Existing Facilities S&DC Activation Roadmap – Implementation List

Facility Name	Top Market	Current Building Amperage	Current BEV Capacity (Amperage)	Cross Dock within 60 Min	Total Spoke Units	Spoke Delivery ZIPS	Total Delivery ZIPS	SDC Existing Routes	Spoke Routes	Total Routes	Total Delivery Points	Total Population	DDU PKG ADV	Network PKG ADV	Total PKG ADV	Finalized Spokes Approved	S&DC Activation Date	Cross-Dock Activation Date	Vehicle Deployment Start
→ SOUTH ATLANTA (ATLANTA NDC)	DULUTH GA	3200	TBD	154	9	14	14	0	237	237	208,161	297,281	7,371	16,798	24,169	3/14/2023	2/24/2024	TBD	8/18/2025
★ ASHEVILLE - P&DF	NA	3000	TBD	64	1	2	3	49	20	69	47,228	79,652	2,569	3,381	5,950	5/31/2023	2/24/2024	TBD	2/5/2024
BINGHAMTON - MAIN OFFICE/P&DF	NA	2000	75	55	10	10	16	78	72	150	128,572	189,771	4,820	7,164	11,984	5/31/2023	2/24/2024	TBD	2/5/2024
CANTON - MAIN OFFICE/P&DF	NA	1600	42	122	0	0	5	86	0	86	49,434	99,526	2,135	2,652	4,787	5/31/2023	TBD	TBD	2/5/2024
CHARLOTTESVILLE - MAIN	NA	1600	TBD	71	4	5	10	96	12	108	71,667	142,323	6,270	4,968	11,238	5/25/2023	2/24/2024	7/29/2023	5/27/2024
ERIE - P&DC	NA	4000	161	28	3	3	12	106	7	113	70,774	150,562	2,823	3,878	6,701	5/31/2023	2/24/2024	TBD	2/26/2024
★ EVERETT - P&DF/NORTH DDC	SEATTLE WA	4000	225	71	2	4	7	57	105	162	131,940	309,155	7,587	9,496	17,083	5/31/2023	2/24/2024	TBD	2/26/2024
FLINT - MAIN OFFICE	NA	2500	49	128	4	7	9	27	96	123	81,844	127,295	1,970	2,988	4,958	5/31/2023	2/24/2024	TBD	2/5/2024
HAMPTON - MAIN OFFICE	NORFOLK VA	1600	TBD	67	2	3	6	75	18	93	67,470	130,709	2,896	3,677	6,573	5/25/2023	2/24/2024	8/12/2023	4/22/2024
HATTIESBURG - MAIN OFFICE	NA	1200	96	34	1	1	2	29	28	57	47,117	83,546	2,104	2,413	4,518	5/31/2023	2/24/2024	TBD	7/1/2024
HUNTINGTON - P&DF	NA	3000	TBD	42	2	4	9	65	34	99	64,280	93,675	6,098	3,238	9,336	5/31/2023	2/24/2024	TBD	2/12/2024
LAFAYETTE - P&DF	NA	2000	142	65	6	6	11	116	10	126	86,999	196,921	2,836	3,476	6,312	5/31/2023	2/24/2024	TBD	1/29/2024
MANSFIELD - MAIN OFFICE	NA	2000	74	38	0	0	6	72	0	72	46,073	90,436	3,794	2,311	6,105	5/31/2023	NA	NA	NA
NORFOLK - P&DC	NORFOLK VA	2500	TBD	140	7	0	7	0	94	94	77,235	142,561	2,153	4,855	7,008	5/25/2023	2/24/2024	10/1/2023	4/15/2024
→ OXNARD - MAIN OFFICE & VMF	NA	1600	142	20	1	1	6	97	20	117	93,156	276,335	4,171	5,923	10,095	5/31/2023	2/24/2024	TBD	1/29/2024
PORTLAND - MAIN OFFICE	NA	3000	120	45	0	0	8	128	0	128	60,802	108,245	5,172	4,436	9,608	5/31/2023	TBD	TBD	8/15/2024
→ POMPAÑO BEACH (NEW)	FT LAUDERDALE FL	TBD	TBD	65	5	10	10	0	256	256	190,584	195,866	7,298	9,929	17,228	2/7/2023	2/24/2024	TBD	4/19/2027
RICHMOND - MAIN OFFICE	NA	4000	TBD	110	5	10	14	63	152	215	172,005	207,073	5,047	9,269	14,316	5/25/2023	2/24/2024	7/29/2023	2/19/2024
SALEM - P&DF/VMF	NA	2000	215	61	3	4	6	42	61	103	84,581	206,381	3,376	6,423	9,799	5/31/2023	2/24/2024	TBD	2/19/2024
SOUTHEASTERN - P&DC	SOUTHEASTERN PA	3000	22	163	3	4	11	107	53	160	80,853	125,182	4,510	6,646	11,155	5/31/2023	2/24/2024	TBD	2/26/2024
Total				1,543	68	88	172	1,293	1,275	2,568	1,860,775	3,252,495	77,637	113,921	198,923				



→ Facility with no existing delivery

★ Carrier moves post-February

Local Team Kickoff Meetings


District	Facility Type	Facility Name	Meeting Date
NEW YORK 3	S&DC	Binghamton NY	Wednesday, November 1, 2023
VIRGINIA	S&DC	Richmond, Norfolk, Charlottesville, Hampton	Thursday, January 11, 2024
PENNSYLVANIA 1	S&DC	Erie PA	Wednesday, November 1, 2023
WASHINGTON	S&DC	Everett WA	Tuesday, November 7, 2023
MICHIGAN 1	S&DC	Flint MI	Tuesday, October 24, 2023
AL-MS	S&DC	Hattiesburg MS	Thursday, November 2, 2023
KY-WV	S&DC	Huntington WV	Thursday, November 2, 2023
INDIANA	S&DC	Lafayette IN	Wednesday, November 1, 2023
CALIFORNIA 3	S&DC	Oxnard CA	Tuesday, October 31, 2023
ID-MT-OR	S&DC	Salem OR	Thursday, November 2, 2023
DE-PA2	S&DC	Southeastern PA	Monday, October 30, 2023
GEORGIA	S&DC	South Atlanta	Thursday, October 26, 2023




 Completed
 Upcoming

June 2024 S&DCs

S&DC Activation Roadmap June 2024 – Implementation List

Facility Name	Top Market	Current Building Amperage	Current BEV Capacity (Amperage)	Cross Dock within 90 Min	Total Spoke Units	Spoke Delivery ZIPS	Total Delivery ZIPS	SDC Existing Routes	Spoke Routes	Total Routes	Total Delivery Points	Total Population	DDU PKG ADV	Network PKG ADV	Total PKG ADV	Finalized Spokes Approved	S&DC Activation Date	Cross-Dock Activation Date	Vehicle Deployment Start
SOUTHERN MARYLAND MD SDC	GAITHERSBURG MD	1600	44	471	0	0	8	110	0	110	63,041	167,320	2,438	3,276	5,715	6/6/2023	6/1/2024	TBD	5/1/2024
SAINT PETERSBURG,FL SDC	TAMPA FL	2500	48	149	8	14	16	46	273	319	214,479	281,369	6,883	11,107	17,990	6/6/2023	6/1/2024	TBD	7/22/2024
 KALAMAZOO, MI SDC	NA	4000	212	239	3	6	6	0	97	97	67,470	54,651	2,182	4,117	6,300	6/6/2023	6/1/2024	TBD	7/22/2024
STOCKTON AIRPORT CA SDC	SACRAMENTO CA	3000	272	289	8	9	10	25	91	116	90,991	266,135	2,816	6,266	9,082	6/6/2023	6/1/2024	TBD	10/2/2023
FT LAUDERDALE, FL SDC	FT LAUDERDALE FL	10300	308	161	4	7	12	177	132	309	208,891	346,158	6,931	11,056	17,987	6/6/2023	6/1/2024	TBD	10/2/2023
BOSTON, MA SDC	BOSTON MA	1200	54	507	3	3	5	61	45	106	45,444	98,235	2,758	2,972	5,729	6/6/2023	6/1/2024	TBD	8/1/2024
HICKSVILLE, NY SDC	QUEENS NY	4000	180	667	0	0	2	57	0	57	19,704	53,271	1,473	1,687	3,160	6/6/2023	6/1/2024	TBD	4/28/2024
ORANGE, CA SDC	ANAHEIM CA	1600	110	407	2	3	9	95	62	157	93,715	229,632	4,814	7,457	12,271	6/6/2023	6/1/2024	TBD	6/24/2024
SPRINGFIELD, MA SDC	NA	2000	103	552	2	2	9	78	24	102	57,516	132,423	1,825	2,805	4,629	7/6/2023	6/1/2024	TBD	10/2/2023
BEAVERTON, OR SDC	PORTLAND OR	800	77	139	1	1	4	73	3	76	63,617	150,629	2,993	5,002	7,995	7/6/2023	6/1/2024	TBD	8/5/2024
PHOENIX RIO SALADO, AZ SDC	PHOENIX AZ	3000	259	99	4	7	11	48	183	231	174,212	226,016	4,511	11,349	15,860	6/6/2023	6/1/2024	TBD	10/2/2023
LAKELAND, FL SDC	TAMPA FL	2400	225	237	1	1	4	61	1	62	48,636	109,158	1,895	2,750	4,645	6/6/2023	6/1/2024	TBD	7/22/2024
NEW BRUNSWICK, NJ SDC	NEWARK NJ	6000	250	1,007	11	14	17	68	232	300	169,216	357,485	9,667	13,293	22,960	6/6/2023	6/1/2024	TBD	10/2/2023
NEWARK, NJ SDC	NEWARK NJ	4000	116	1,056	0	0	2	30	0	30	26,768	64,678	687	2,394	3,081	6/6/2023	6/1/2024	TBD	TBD
Total				5,980	47	67	115	929	1,143	2,072	1,343,700	2,537,160	51,872	85,533	137,405				

 Facility with no existing delivery

Thank You / Questions