



NATIONAL ASSOCIATION OF POSTAL SUPERVISORS

National Headquarters
1727 KING STREET, SUITE 400
ALEXANDRIA, VA 22314-2753
(703) 836-9660

November 27, 2023

Board Memo 154-2023: S&DC Presentation Update

Executive Board,

Attached is the latest update on the implementation of the S&DC facilities.

Thank you, and be safe.

NAPS Headquarters

Sorting & Delivery Center (S&DC)

Unions &
Management Associations

CRDO

Updated as of: 11/22/2023

February 2024 S&DCs

Existing Facilities S&DC Activation Roadmap – Implementation List

Facility Name	Top Market	Current Building Amperage	Current BEV Capacity (Amperage)	Cross Dock within 60 Min	Total Spoke Units	Spoke Delivery ZIPS	Total Delivery ZIPS	SDC Existing Routes	Spoke Routes	Total Routes	Total Delivery Points	Total Population	DDU PKG ADV	Network PKG ADV	Total PKG ADV	Finalized Spokes Approved	S&DC Activation Date	Cross-Dock Activation Date	Vehicle Deployment Start
→ SOUTH ATLANTA (ATLANTA NDC)	DULUTH GA	3200	TBD	154	9	14	14	0	237	237	208,161	297,281	7,371	16,798	24,169	3/14/2023	2/24/2024	TBD	8/18/2025
★ ASHEVILLE - P&DF	NA	3000	TBD	64	1	2	3	49	20	69	47,228	79,652	2,569	3,381	5,950	5/31/2023	2/24/2024	TBD	2/5/2024
BINGHAMTON - MAIN OFFICE/P&DF	NA	2000	75	55	10	10	16	78	72	150	128,572	189,771	4,820	7,164	11,984	5/31/2023	2/24/2024	TBD	2/5/2024
CANTON - MAIN OFFICE/P&DF	NA	1600	42	122	0	0	5	86	0	86	49,434	99,526	2,135	2,652	4,787	5/31/2023	TBD	TBD	2/5/2024
CHARLOTTESVILLE - MAIN	NA	1600	TBD	71	4	5	10	96	12	108	71,667	142,323	6,270	4,968	11,238	5/25/2023	2/24/2024	7/29/2023	5/27/2024
ERIE - P&DC	NA	4000	161	28	3	3	12	106	7	113	70,774	150,562	2,823	3,878	6,701	5/31/2023	2/24/2024	TBD	2/26/2024
EVERETT - P&DF/NORTH DDC	SEATTLE WA	4000	225	71	2	4	7	57	105	162	131,940	309,155	7,587	9,496	17,083	5/31/2023	2/24/2024	TBD	2/26/2024
FLINT - MAIN OFFICE	NA	2500	49	128	4	7	9	27	96	123	81,844	127,295	1,970	2,988	4,958	5/31/2023	2/24/2024	TBD	2/5/2024
HAMPTON - MAIN OFFICE	NORFOLK VA	1600	TBD	67	2	3	6	75	18	93	67,470	130,709	2,896	3,677	6,573	5/25/2023	2/24/2024	8/12/2023	4/22/2024
HATTIESBURG - MAIN OFFICE	NA	1200	96	34	1	1	2	29	28	57	47,117	83,546	2,104	2,413	4,518	5/31/2023	2/24/2024	TBD	7/1/2024
HUNTINGTON - P&DF	NA	3000	TBD	42	2	4	9	65	34	99	64,280	93,675	6,098	3,238	9,336	5/31/2023	2/24/2024	TBD	2/12/2024
LAFAYETTE - P&DF	NA	2000	142	65	6	6	11	116	10	126	86,999	196,921	2,836	3,476	6,312	5/31/2023	2/24/2024	TBD	1/29/2024
MANSFIELD - MAIN OFFICE	NA	2000	74	38	0	0	6	72	0	72	46,073	90,436	3,794	2,311	6,105	5/31/2023	NA	NA	NA
NORFOLK - P&DC	NORFOLK VA	2500	TBD	140	7	0	7	0	94	94	77,235	142,561	2,153	4,855	7,008	5/25/2023	2/24/2024	10/1/2023	4/15/2024
→ OXNARD - MAIN OFFICE & VMF	NA	1600	142	20	1	1	6	97	20	117	93,156	276,335	4,171	5,923	10,095	5/31/2023	2/24/2024	TBD	1/29/2024
PORTLAND - MAIN OFFICE	NA	3000	120	45	0	0	8	128	0	128	60,802	108,245	5,172	4,436	9,608	5/31/2023	TBD	TBD	8/15/2024
→ POMPAÑO BEACH (NEW)	FT LAUDERDALE FL	TBD	TBD	65	5	10	10	0	256	256	190,584	195,866	7,298	9,929	17,228	2/7/2023	2/24/2024	TBD	4/19/2027
RICHMOND - MAIN OFFICE	NA	4000	TBD	110	5	10	14	63	152	215	172,005	207,073	5,047	9,269	14,316	5/25/2023	2/24/2024	7/29/2023	2/19/2024
SALEM - P&DF/VMF	NA	2000	215	61	3	4	6	42	61	103	84,581	206,381	3,376	6,423	9,799	5/31/2023	2/24/2024	TBD	2/19/2024
SOUTHEASTERN - P&DC	SOUTHEASTERN PA	3000	22	163	3	4	11	107	53	160	80,853	125,182	4,510	6,646	11,155	5/31/2023	2/24/2024	TBD	2/26/2024
Total				1,543	68	88	172	1,293	1,275	2,568	1,860,775	3,252,495	77,637	113,921	198,923				



→ Facility with no existing delivery

★ Carrier moves post-February

Local Team Kickoff Meetings

District	Facility Type	Facility Name	Meeting Date
NEW YORK 3	S&DC	Binghamton NY	Wednesday, November 1, 2023
VIRGINIA	S&DC	Richmond, Norfolk, Charlottesville, Hampton	Thursday, January 11, 2024
PENNSYLVANIA 1	S&DC	Erie PA	Wednesday, November 1, 2023
WASHINGTON	S&DC	Everett WA	Tuesday, November 7, 2023
MICHIGAN 1	S&DC	Flint MI	Tuesday, October 24, 2023
AL-MS	S&DC	Hattiesburg MS	Thursday, November 2, 2023
KY-WV	S&DC	Huntington WV	Thursday, November 2, 2023
INDIANA	S&DC	Lafayette IN	Wednesday, November 1, 2023
CALIFORNIA 3	S&DC	Oxnard CA	Tuesday, October 31, 2023
ID-MT-OR	S&DC	Salem OR	Thursday, November 2, 2023
DE-PA2	S&DC	Southeastern PA	Monday, October 30, 2023
GEORGIA	S&DC	South Atlanta	Thursday, October 26, 2023



 Completed
 Upcoming

June 2024 S&DCs

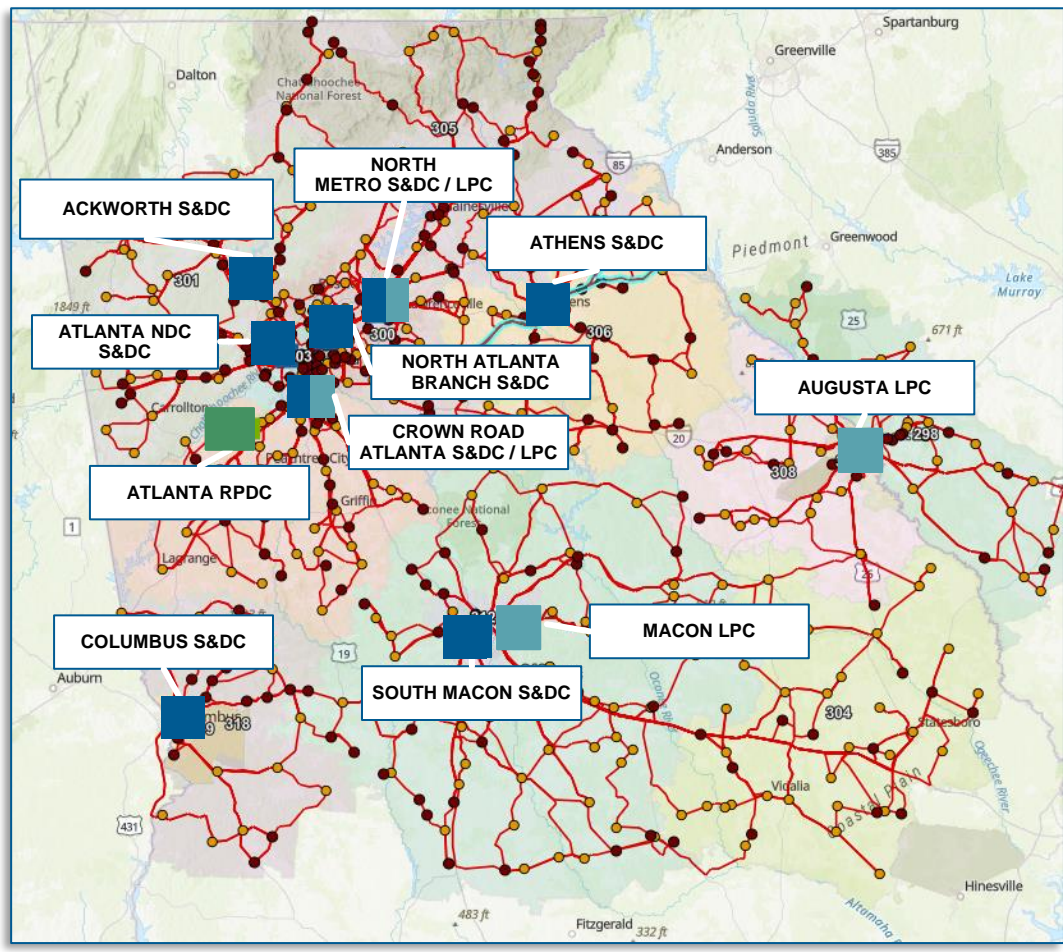
S&DC Activation Roadmap June 2024 – Implementation List

District	Facility Type	Facility Name	Finalized Facility Name	Total Spoke Units	# of Spoke Delivery ZIPS	Total Delivery ZIPS	S&DC Existing Routes	# of Spoke Routes	Total Routes	Total Delivery Points	Total Population	Facility Review	Finalized Spokes Approved	S&DC Activation Date	Transfer Hub Activation Date
ID-MT-OR	CRDO S&DCs	BEAVERTON - EVERGREEN CARRIER	BEAVERTON OR SDC	1	1	4	73	3	76	63,617	150,629	3/31/23	7/6/23	6/1/24	TBD
MA-RI	CRDO S&DCs	BOSTON - BRAINTREE	BOSTON MA SDC	3	3	5	61	45	106	45,444	98,235	2/14/23	6/6/23	6/1/24	TBD
FLORIDA 3	CRDO S&DCs	FT LAUDERDALE - P&DC	FT LAUDERDALE FL SDC	4	7	12	177	132	309	208,891	346,158	3/14/23	6/6/23	6/1/24	TBD
NEW YORK 2	Transfer Hub - No Parking	HICKSVILLE - MAIN OFFICE	HICKSVILLE NY SDC	0	0	2	57	0	57	19,704	53,271	2/7/23	6/6/23	NA	TBD
MICHIGAN 2	CRDO S&DCs	KALAMAZOO - P&DC	KALAMAZOO MI SDC	3	6	6	0	97	97	67,470	54,651	3/21/23	6/6/23	6/1/24	TBD
FLORIDA 2	CRDO S&DCs	LAKELAND - P&DC	LAKELAND FL SDC	1	1	4	61	1	62	48,636	109,158	3/15/23	6/6/23	6/1/24	TBD
NEW JERSEY	CRDO S&DCs	NEW BRUNSWICK KILMER CAX	NEW BRUNSWICK NJ SDC	11	14	17	68	232	300	169,216	357,485	2/15/23	6/6/23	6/1/24	TBD
NEW JERSEY	Transfer Hub - No Parking	NEWARK - MAIN OFFICE	NEWARK NJ SDC	0	0	2	30	0	30	26,768	64,678	2/15/23	6/6/23	NA	TBD
CALIFORNIA 4	Transfer Hub	ORANGE - MAIN OFFICE	ORANGE CA SDC	0	0	6	95	0	95	56,983	149,562	3/29/23	6/6/23	NA	TBD
AZ-NM	CRDO S&DCs	PHOENIX - RIO SALADO FACILITY	PHOENIX RIO SALADO AZ SDC	4	7	11	48	183	231	174,212	226,016	3/22/23	6/6/23	6/1/24	TBD
FLORIDA 2	Transfer Hub - No Parking	SAINT PETERSBURG - MAIN OFFICE / P&DC	SAINT PETERSBURG FL SDC	0	0	2	46	0	46	61,763	167,320	3/15/23	6/6/23	NA	TBD
MARYLAND	Transfer Hub - No Parking	SOUTHERN MARYLAND - CALVERT DDC	SOUTHERN MARYLAND MD SDC	0	0	8	110	0	110	63,041	167,320	3/23/23	6/6/23	NA	TBD
MA-RI	CRDO S&DCs	SPRINGFIELD - MAIN OFFICE	SPRINGFIELD MA SDC	2	2	9	78	24	102	57,516	132,423	5/10/23	7/6/23	6/1/24	TBD
CALIFORNIA 2	CRDO S&DCs	STOCKTON - P&DC STC VMF	STOCKTON AIRPORT CA SDC	8	9	10	25	91	116	90,991	266,135	3/30/23	6/6/23	6/1/24	TBD

Georgia District

Transfer Hubs

Atlanta region overview | Atlanta RPDC region has 8 S&DCs and 4 LPCs



■ RPDC
 ■ LPC
 ■ S&DC
 — Route

Atlanta region summary

# LPCS	4
# S&DCs	8
# Offices (DUs+POs)	547 (303 DU + 235 Standalone PO + 9 Collection locations)
# 5-digit ZIP Codes	740
3-Digit ZIP Codes ¹	298, 300, 301, 302, 303, 304, 305, 306, 308, 309, 310, 311, 312, 318, 319, 399

Partial Parcel Go-Live November 4th, 2023
Destinating Go-Live February 24th, 2024
End-State Late 2024

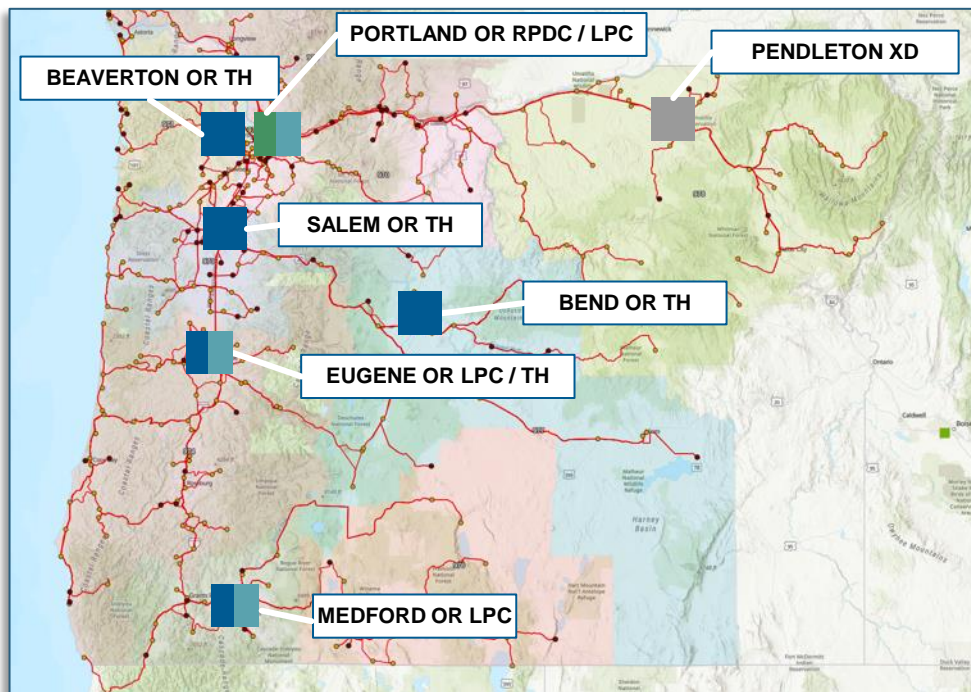
Critical dates

Note: Numbers are for estimated Destinating Atlanta Go Live February 2024 state. late '24 state will reduce # DUs as spoke offices are in-sourced. 1. Validated against CDAO v4.7 data

Portland

Transfer Hubs

Portland OR region | Portland RPDC has 3 LPCs, 5 THs and 1 Cross Dock



Numbers are for estimated Portland Destinating Go Live February 2024 state.

- 1. Source: CDAO LPC_RPDC_Data_v4.7.xlsx
- 2. Active delivery ZIP-5s/DPF from AMS as of 8/8/2023

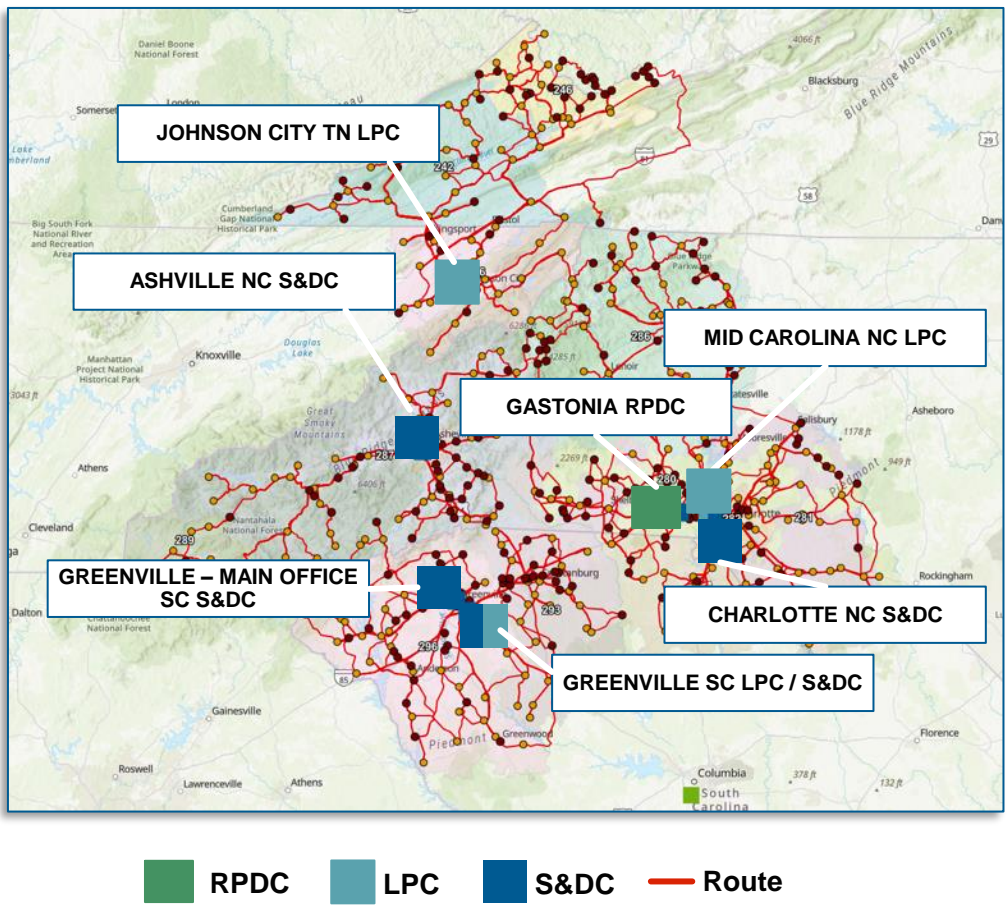
Portland region summary

# LPCs	3
# THs	5
# Cross Docks	1
# Offices (DUs+POs)	405 (302 DUs + 101 Standalone POs + 2 Standalone retail unit)
3-Digit ZIP Codes ¹	970, 971, 972, 973, 974, 975, 976, 977, 978, 986
5-Digit ZIP count	523

Charlotte

Transfer Hubs

Charlotte NC Region | Gastonia RPDC has 4 S&DCs and 3 LPCs



Charlotte region summary

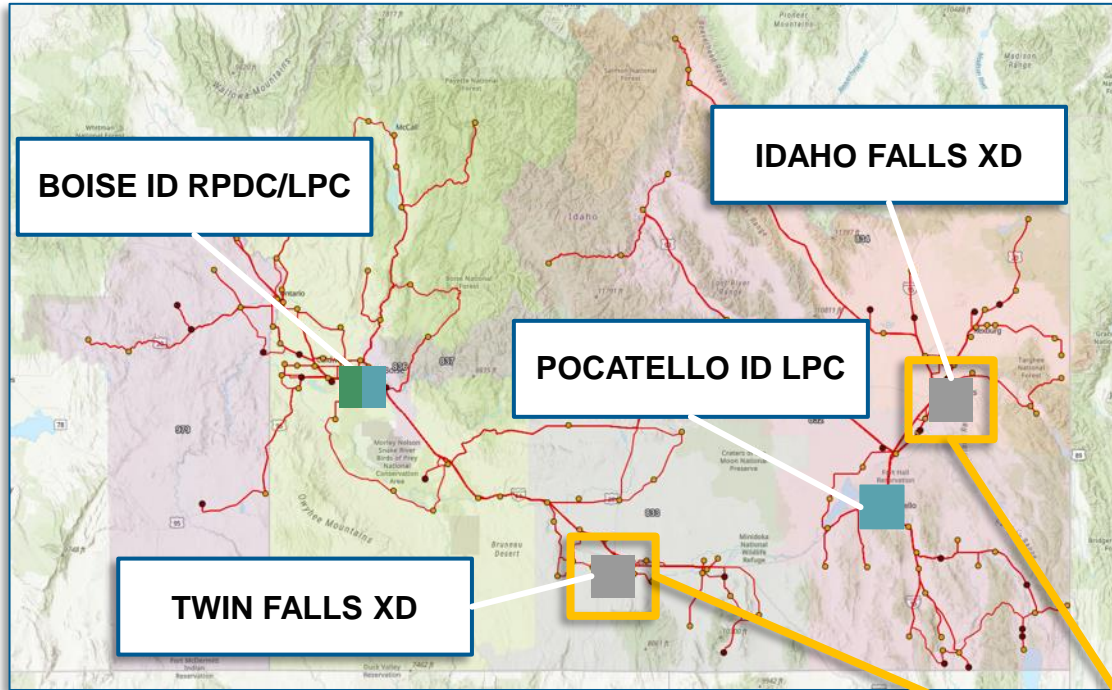
# LPCS	3
# S&DCs	4
# Offices (DUs+POs)	514 (306 DUs + 208 Standalone POs)
3-Digit ZIP Codes	242, 246, 280, 281, 282, 286, 287, 288, 289, 293, 296, 297, 376
Critical dates	Partial Parcel Go-Live - Nov. 2023 End-State – TBC

Note: Numbers are for estimated Portland Destinating Go Live February 2024 state.

Boise

Transfer Hubs

Boise ID Region | 2 LPCs, 0 S&DCs, and 2 Cross-docks



Boise region summary

# LPCS	2
# S&DCs	0
# Cross-docks (XD)	2
# Offices (DUs+POs)	166 (131 DUs + 35 Standalone POs)
# 5-Digit ZIP codes	249
3-Digit ZIP Codes	832, 833, 834, 836, 837, 979

90% model reflects continued usage of two current state cross-docks

Thank You / Questions

