



## NATIONAL ASSOCIATION OF POSTAL SUPERVISORS

*National Headquarters*  
1727 KING STREET, SUITE 400  
ALEXANDRIA, VA 22314-2753  
(703) 836-9660

September 11, 2023

### **Board Memo 116-2023: S&DC Presentation Update**

**Executive Board,**

Attached is the latest update on the implementation of the S&DC facilities. Please note that the references to Transfer Hubs pertains to the processing of parcels at those facilities.

Thank you, and be safe.

NAPS Headquarters

# Sorting & Delivery Center (S&DC)

Unions &  
Management Associations

CRDO

Updated as of: 09/07/2023

# September 2023 S&DCs

# Existing Facilities S&DC Activation Roadmap – Implementation List

- 16 S&DCs for APWU September Move Date

Facility Name	Top Market	Current Building Amperage	Current BEV Capacity (Amperage)	Cross Dock within 60 Min	Total Spoke Units	Spoke Delivery ZIPS	Total Delivery ZIPS	SDC Existing Routes	Spoke Routes	Total Routes	Total Delivery Points	Total Population	DDU PKG ADV	Network PKG ADV	Total PKG ADV	Finalized Spokes Approved	S&DC Activation Date	Cross-Dock Activation Date	Vehicle Deployment Start
ATLANTA - NDC*	DULUTH GA	3200	TBD	154	9	14	14	0	237	237	208,161	297,281	7,371	16,798	24,169	3/14/23	TBD	TBD	8/18/25
ATLANTA - NORTH ATLANTA BRANCH	ATLANTA GA	800	120	TBD	2	3	5	46	40	86	72,261	133,572	3,342	4,461	7,803	3/14/23	9/23/23	TBD	12/25/23
BRIDGEPORT - MAIN OFFICE	WALLINGFORD CT	3000	107	41	0	0	4	43	0	43	33,940	75,024	713	1,336	2,049	NA	TBD	TBD	1/15/24
CHULA VISTA - MAIN OFFICE	SAN DIEGO CA	2500	116	56	1	1	3	92	13	105	74,205	189,149	2,900	4,997	7,898	3/14/23	9/9/23	TBD	10/2/23
COLUMBIA - MAIN OFFICE and VMF	NA	4000	TBD	65	0	0	4	84	0	84	60,579	105,678	4,075	3,188	7,263	3/14/23	TBD	TBD	1/1/24
HUNTINGTON STATION - MAIN OFFICE	MELVILLE NY	1200	20	129	2	2	4	70	13	83	38,637	100,892	3,048	3,384	6,433	3/14/23	9/9/23	TBD	1/1/24
★ IRVINE - MAIN OFFICE	SANTA ANA CA	1200	80	58	1	1	5	72	1	73	65,635	126,007	2,315	4,993	7,308	3/14/23	9/9/23	TBD	1/22/24
★ JACKSON - DDC	NA	1200	141	78	1	1	10	101	2	103	59,826	132,615	2,560	3,209	5,769	3/14/23	9/9/23	TBD	1/1/24
MID HUDSON - P&DC	NA	4000	45	TBD	13	13	13	0	116	116	73,552	175,591	4,693	5,347	10,041	3/21/23	9/9/23	TBD	9/1/24
MORGANTOWN - MAIN OFFICE	NA	600	TBD	29	0	0	4	71	0	71	51,393	98,741	6,502	2,983	9,485	3/21/23	TBD	TBD	1/22/24
PALO ALTO - MAIN OFFICE	SAN FRANCISCO CA	1000	129	63	1	1	6	102	16	118	57,300	137,214	2,355	4,137	6,492	3/21/23	9/9/23	TBD	1/1/24
ROCKFORD - P&DF	NA	4000	278	43	0	0	7	118	0	118	63,058	139,701	1,720	3,399	5,119	3/21/23	TBD	TBD	1/15/24
STOCKTON - WEST LANE STATION DDC	NA	1600	102	53	0	0	5	86	0	86	54,990	133,304	1,391	2,966	4,357	3/21/23	TBD	TBD	10/2/23
TERRE HAUTE - P&DF	NA	3000	133	48	1	0	6	80	0	80	51,492	103,584	3,870	2,655	6,525	3/21/23	9/9/23	TBD	TBD
TULSA - DOWNTOWN STATION	NA	3000	102	79	0	0	4	30	0	30	20,549	25,666	546	868	1,414	NA	TBD	TBD	1/8/24
WACO - MAIN OFFICE/P&DF	NA	1000	31	50	4	6	8	45	55	100	67,706	86,607	7,466	4,204	11,670	3/21/23	9/9/23	TBD	1/8/24
Total				946	35	42	102	1,040	493	1,533	1,053,284	2,060,626	54,867	68,928	123,795				

★ No Carrier movement until phase 2 Feb 2024

# Open House Dates

S&DC NAME	Open House Date	Open House Time (Start)	Open House Time (End)
CHULA VISTA CA S&DC	Thursday, September 7, 2023	6:00 PM	8:00 PM
HUNTINGTON NY S&DC	Thursday, September 7, 2023	6:00 PM	8:00 PM
NORTH ATLANTA GA S&DC	Thursday, September 21, 2023	6:00 PM	8:00 PM
PALO ALTO CA S&DC	Thursday, September 7, 2023	6:00 PM	8:00 PM
STEWART NY S&DC	Thursday, September 7, 2023	6:00 PM	8:00 PM
TERRE HAUTE IN S&DC	Thursday, September 7, 2023	6:00 PM	8:00 PM
WACO TX S&DC	Thursday, September 7, 2023	6:30 PM	8:30 PM

6 open houses tonight – for Saturday activations – please note open houses are for employees and their families only.

# February 2024 S&DCs

# Existing Facilities S&DC Activation Roadmap – Implementation List

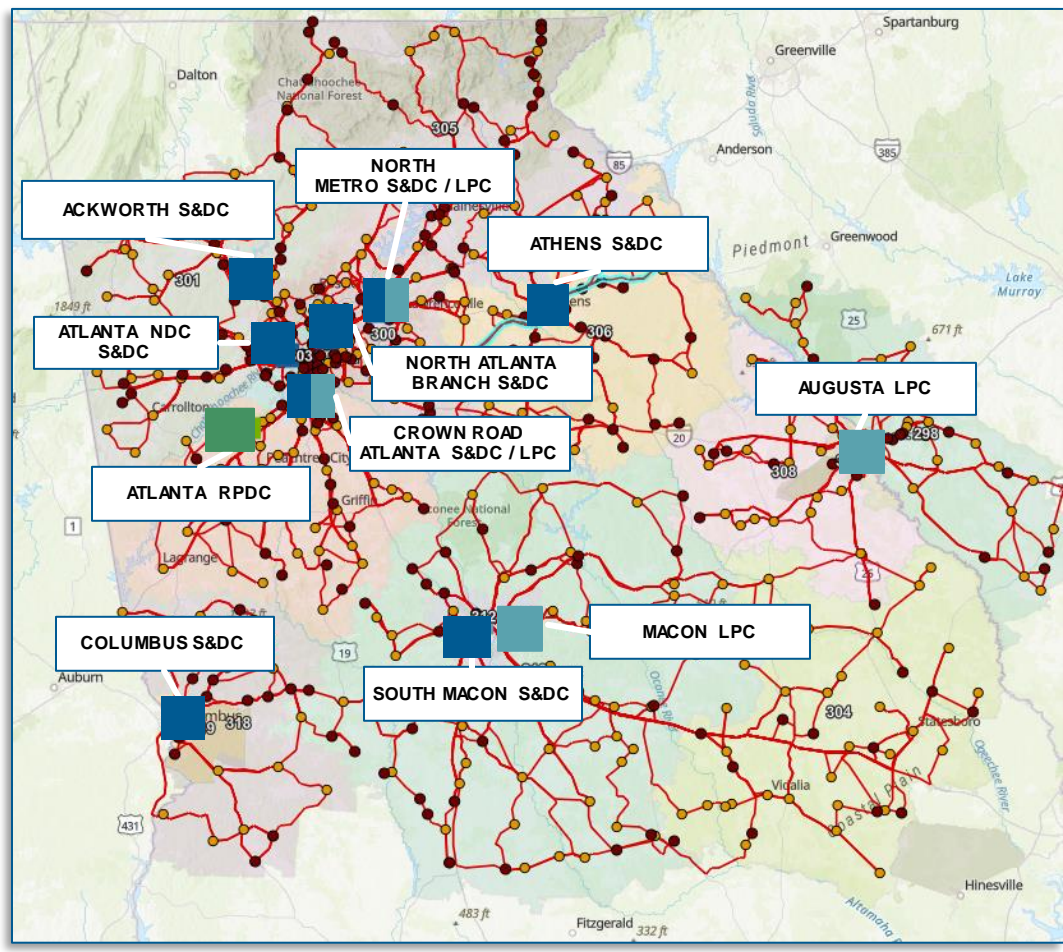
Facility Name	Top Market	Current Building Amperage	Current BEV Capacity (Amperage)	Cross Dock within 60 Min	Total Spoke Units	Spoke Delivery ZIPS	Total Delivery ZIPS	SDC Existing Routes	Spoke Routes	Total Routes	Total Delivery Points	Total Population	DDU PKG ADV	Network PKG ADV	Total PKG ADV	Finalized Spokes Approved	S&DC Activation Date	Cross-Dock Activation Date	Vehicle Deployment Start
ASHEVILLE - P&DF	NA	3000	TBD	64	1	2	4	49	42	91	65,393	90,819	3,587	4,587	8,175	5/31/23	2/24/24	TBD	2/5/24
BINGHAMTON - MAIN OFFICE/P&DF	NA	2000	75	55	10	10	16	78	72	150	128,572	189,771	4,820	7,164	11,984	5/31/23	2/24/24	TBD	2/5/24
CANTON - MAIN OFFICE/P&DF	NA	1600	42	122	0	0	5	86	0	86	49,434	99,526	2,135	2,652	4,787	5/31/23	TBD	TBD	2/5/24
CHARLOTTESVILLE - MAIN OFFICE	NA	1600	TBD	71	4	5	10	96	12	108	71,667	142,323	6,270	4,968	11,238	5/25/23	2/24/24	7/29/23	5/27/24
ERIE - P&DC	NA	4000	161	28	3	3	12	106	7	113	70,774	150,562	2,823	3,878	6,701	5/31/23	2/24/24	TBD	2/26/24
EVERETT - P&DF/NORTH DDC	SEATTLE WA	4000	225	71	2	4	7	57	105	162	131,940	309,155	7,587	9,496	17,083	5/31/23	2/24/24	TBD	2/26/24
FLINT - MAIN OFFICE	NA	2500	49	128	4	7	9	27	96	123	81,844	127,295	1,970	2,988	4,958	5/31/23	2/24/24	TBD	2/5/24
HAMPTON - MAIN OFFICE and VMF	NORFOLK VA	1600	TBD	67	2	3	6	75	18	93	67,470	130,709	2,896	3,677	6,573	5/25/23	2/24/24	8/12/23	4/22/24
HATTIESBURG - MAIN OFFICE	NA	1200	96	TBD	1	1	2	29	28	57	47,117	83,546	2,104	2,413	4,518	5/31/23	2/24/24	TBD	7/1/24
HUNTINGTON - P&DF	NA	3000	TBD	42	2	4	9	65	34	99	64,280	93,675	6,098	3,238	9,336	5/31/23	2/24/24	TBD	2/12/24
LAFAYETTE - P&DF	NA	2000	142	65	6	6	11	116	10	126	86,999	196,921	2,836	3,476	6,312	5/31/23	2/24/24	TBD	1/29/24
MANSFIELD - MAIN OFFICE	NA	2000	74	38	0	0	6	72	0	72	46,073	90,436	3,794	2,311	6,105	5/31/23	NA	NA	NA
NORFOLK - P&DC	NORFOLK VA	2500	TBD	140	7	0	7	0	94	94	77,235	142,561	2,153	4,855	7,008	5/25/23	2/24/24	10/1/23	4/15/24
OXNARD - MAIN OFFICE & VMF	NA	1600	142	20	1	1	6	97	20	117	93,156	276,335	4,171	5,923	10,095	5/31/23	2/24/24	TBD	1/29/24
PORTLAND - MAIN OFFICE	NA	3000	120	92	2	5	13	128	62	190	97,210	225,781	9,824	7,144	16,968	5/31/23	2/24/24	TBD	2/12/24
RICHMOND - MAIN OFFICE	NA	4000	TBD	110	5	10	14	63	152	215	172,005	207,073	5,047	9,269	14,316	5/25/23	2/24/24	7/29/23	2/19/24
SALEM - P&DF/VMF	NA	2000	215	61	3	4	6	42	61	103	84,581	206,381	3,376	6,423	9,799	5/31/23	2/24/24	TBD	2/19/24
SOUTHEASTERN - P&DC	SOUTHEASTERN PA	3000	22	163	3	4	11	107	53	160	80,853	125,182	4,510	6,646	11,155	5/31/23	2/24/24	TBD	2/26/24
Total				1,337	56	69	154	1,293	866	2,159	1,516,603	2,888,051	76,001	91,109	167,110				

# Georgia District

Transfer Hubs



# Atlanta region overview | Palmetto RPDC region has 9 S&DCs and 4 LPCs



■ RPDC   
 ■ LPC   
 ■ S&DC   
 — Route

## Atlanta region summary

# LPCS	4
# S&DCs	8
# Offices (DUs+POs)	547 (303 DU + 235 Standalone PO + 9 Collection locations)
# 5-digit ZIP Codes	740
3-Digit ZIP Codes <sup>1</sup>	298, 300, 301, 302, 303, 304, 305, 306, 308, 309, 310, 311, 312, 318, 319, 399
Partial Parcel Go-Live	October 21 <sup>st</sup> , 2023
Destinating Go-Live	February 24 <sup>th</sup> , 2024
End-State	Late 2024

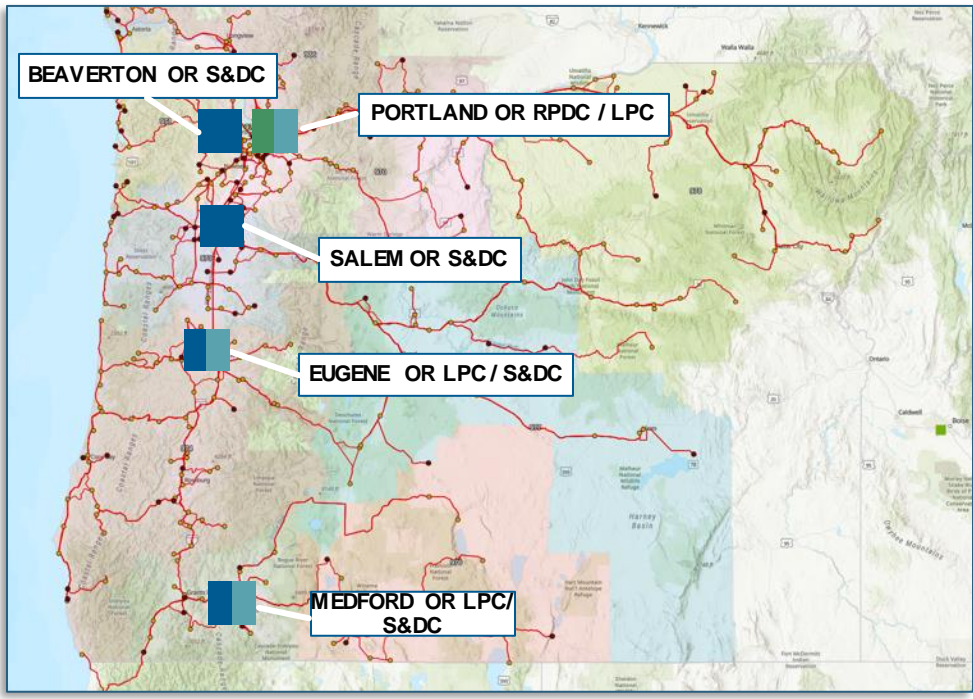
### Critical dates

Note: Numbers are for estimated Destinating Atlanta Go Live February 2024 state. Final state will reduce # DUs as spoke offices are in-sourced. 1. Validated against CDAO v4.7 data

**Portland**

**Transfer Hubs**

# Portland OR region overview | Portland RPDC has 4 S&DCs and 3 LPCs



■ RPDC   
 ■ LPC   
 ■ S&DC   
 — Route

Note: Numbers are for estimated Portland Destinating Go Live February 2024 state.

## Portland region summary

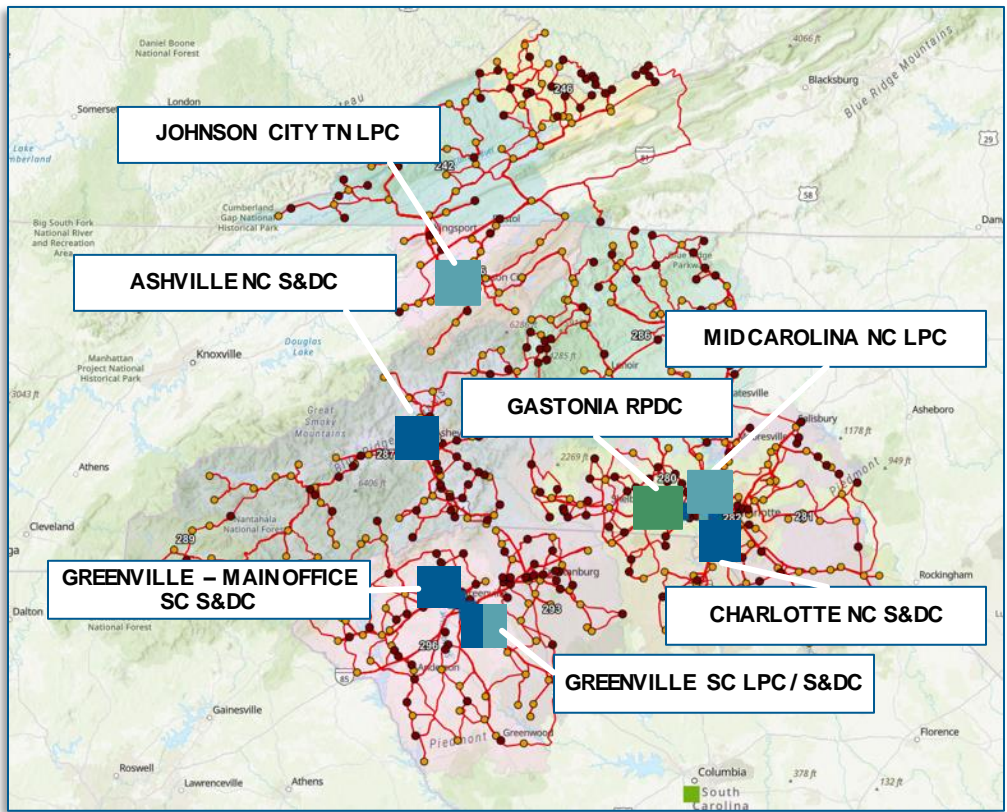
# LPCS	3
# S&DCs	4 (2 are transfer hub capable)
# Offices (DUs+POs)	406 (307 DUs + 98 Standalone POs + 1 Standalone retail unit)
3-Digit ZIP Codes	970, 971, 972, 973, 974, 975, 976, 977, 978, 986
5-Digit ZIP count (pending confirmation)	550
Critical dates	<b>Partial Parcel Go-Live -</b> July 2023 ( <i>originating parcels from Eugene have moved to RPDC</i> ) <b>End-State – TBC</b>

**Charlotte**

**Transfer Hubs**



# Charlotte NC Region | Gastonia RPDC has 4 S&DCs and 3 LPCs



## Charlotte region summary

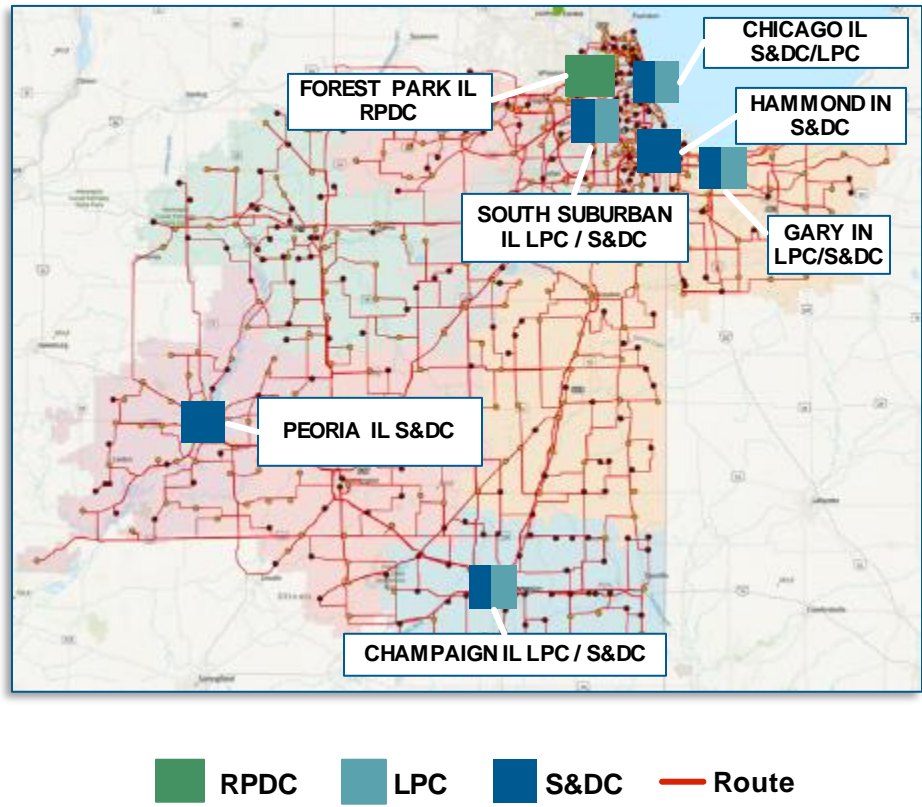
# LPCS	3
# S&DCs	4
# Offices (DUs+POs)	514 (306 DUs + 208 Standalone POs)
3-Digit ZIP Codes	242, 246, 280, 281, 282, 286, 287, 288, 289, 293, 296, 297, 376
Critical dates	Partial Parcel Go-Live - Nov. 2023 End-State – TBC

Note: Numbers are for estimated Portland Destinating Go Live February 2024 state.

**Chicago**

**Transfer Hubs**

# Chicago IL Region | Forest Park RPDC Has 6 S&DCs and 4 LPCs



## Chicago region summary

# LPCS	4
# S&DCs	6
# Offices (DUs+POs)	518 (310 DUs + 205 Standalone POs + 3 Standalone retail units)
3-Digit ZIP Codes	090, 091, 092, 093, 094, 095, 096, 098, 099, 463, 464, 604, 605, 606, 607, 608, 609, 613, 615, 616, 617, 618, 962, 963, 964, 965, 966
Critical dates	Partial Parcel Go-Live - Oct. 2023 End-State – TBC

Note: Numbers are for estimated Portland Destinating Go Live February 2024 state.

# Thank You / Questions

