



NATIONAL ASSOCIATION OF POSTAL SUPERVISORS

National Headquarters
1727 KING STREET, SUITE 400
ALEXANDRIA, VA 22314-2753
(703) 836-9660

May 17, 2024

Board Memo 070-2024: S&DC Presentation Update

Executive Board,

Attached is the latest Delivery For America operational update on the implementation of S&DC facilities.

Thank you and be safe.

NAPS Headquarters

Sorting & Delivery Center (S&DC)

Unions &
Management Associations

CRDO


Updated as of: 5/16/2024

May/June 2024 Activations


Asheville S&DC May 4, 2024


Property Name	Zip Codes	Zip Code Count	Delivery Points	Population	Routes	Activation
★ ASHEVILLE – WEST ASHEVILLE (CURRENT)	28801, 28806	2	34,283	56,693	49	5/4/2024
★ ASHEVILLE – GRACE STATION (NEW SPOKE)	28804	1	12,096	22,959	20	5/4/2024
		3	46,379	79,652	69	5/4/2024

Asheville S&DC May 4, 2024



S&DC Activation Roadmap June 2024 – Implementation List

Facility Name	Top Market	Current Building Amperage	Current BEV Capacity (Amperage)	Cross Dock within 90 Min	Total Spoke Units	Spoke Delivery ZIPS	Total Delivery ZIPS	SDC Existing Routes	Spoke Routes	Total Routes	Total Delivery Points	Total Population	DDU PKG ADV	Network PKG ADV	Total PKG ADV	Finalized Spokes Approved	S&DC Activation Date	Cross-Dock Activation Date	Vehicle Deployment Start
SOUTHERN MARYLAND MD SDC	GAITHERSBURG MD	1600	44	471	0	0	8	110	0	110	63,041	167,320	2,438	3,276	5,715	6/6/2023	6/1/2024	TBD	5/1/2024
SAINT PETERSBURG,FL SDC	TAMPA FL	2500	48	149	0	0	2	46	0	46	27,440	53,133	6,883	11,107	17,990	6/6/2023	6/1/2024	TBD	7/22/2024
 KALAMAZOO, MI SDC	NA	4000	212	239	3	6	6	0	97	97	67,470	54,651	2,182	4,117	6,300	6/6/2023	6/1/2024	TBD	7/22/2024
STOCKTON AIRPORT CA SDC	SACRAMENTO CA	3000	272	289	8	9	10	25	91	116	90,991	266,135	2,816	6,266	9,082	6/6/2023	6/1/2024	TBD	10/2/2023
FT LAUDERDALE, FL SDC	FT LAUDERDALE FL	10300	308	161	4	7	12	177	132	309	208,891	346,158	6,931	11,056	17,987	6/6/2023	6/1/2024	TBD	10/2/2023
BOSTON, MA SDC	BOSTON MA	1200	54	507	3	3	5	61	45	106	45,444	98,235	2,758	2,972	5,729	6/6/2023	6/1/2024	TBD	8/1/2024
HICKSVILLE, NY SDC	QUEENS NY	4000	180	667	0	0	2	57	0	57	19,704	53,271	1,473	1,687	3,160	6/6/2023	6/1/2024	TBD	4/28/2024
ORANGE, CA SDC	ANAHEIM CA	1600	110	407	0	0	6	95	0	95	56,983	149,562	4,814	7,457	12,271	6/6/2023	6/1/2024	TBD	6/24/2024
SPRINGFIELD, MA SDC	NA	2000	103	552	2	2	9	78	24	102	57,516	132,423	1,825	2,805	4,629	7/6/2023	6/1/2024	TBD	10/2/2023
BEAVERTON, OR SDC	PORTLAND OR	800	77	139	1	1	4	73	3	76	63,617	150,629	2,993	5,002	7,995	7/6/2023	6/1/2024	TBD	8/5/2024
PHOENIX RIO SALADO, AZ SDC	PHOENIX AZ	3000	259	99	4	7	11	48	183	231	174,212	226,016	4,511	11,349	15,860	6/6/2023	6/1/2024	TBD	10/2/2023
LAKELAND, FL SDC	TAMPA FL	2400	225	237	1	1	4	61	1	62	48,636	109,158	1,895	2,750	4,645	6/6/2023	6/1/2024	TBD	7/22/2024
KILMER, NJ SDC	NEWARK NJ	6000	250	1,007	11	14	17	68	232	300	169,216	357,485	9,667	13,293	22,960	6/6/2023	6/1/2024	TBD	10/2/2023
NEWARK, NJ SDC	NEWARK NJ	4000	116	1,056	0	0	2	30	0	30	26,768	64,678	687	2,394	3,081	6/6/2023	6/1/2024	TBD	TBD
Total				5,980	37	50	98	929	808	1,737	1,119,929	2,228,854	51,872	85,533	137,405				

 Facility with no existing delivery

Salem OR SDC

Property Name	Zip Codes	Zip Code Count	Delivery Points	Population	Routes	Activation
★ SALEM- P&DF/VMF (EXISTING)	97301, 97317	2	32,719	83,602	42	2/24/2024
★ SALEM – VISTA STATION (WAVE 1)	97302, 97306	2	33,274	72,854	40	2/24/2024
★ TURNER – MAIN OFFICE (WAVE 1)	97392	1	2,266	5,695	4	2/24/2024
TOTAL		5	68,259	162,151	86	2/24/2024
SALEM – WEST SALEM STATION (WAVE 2)	97304	1	13,792	32,435	17	6/29/2024

Totals: Spokes: 3 ZIP Codes: 6 Delivery Points: 82,051 Population: 194,586 Routes: 103

Ft Lauderdale FL SDC

Property Name	Zip Codes	Zip Code Count	Delivery Points	Population	Routes	Activation
FT LAUDERDALE – P&DC/DISTRICT (EXISTING)	33309, 33311, 33313, 33334	4	90,348	208,911	138	6/1/2024
FT LAUDERDALE – MELROSE VISTA (WAVE 1)	33312	1	22,405	55,149	38	6/1/2024
FT LAUDERDALE – OAKLAND PARK (WAVE 1)	33304, 33305, 33306, 33308	4	51,594	61,118	80	6/1/2024
FT LAUDERDALE – ALDRIDGE STATION (WAVE 1)	33301, 33394	2	17,496	15,250	20	6/1/2024
TOTAL		11	181,843	340,428	276	6/1/2024
FT LAUDERDALE – INVERRARY (SPOKE WAVE 2)	33319	1	25,729	49,218	33	6/29/2024

Totals: Spokes: 4 ZIP Codes: 12 Delivery Points: 207,572 Population: 389,646 Routes: 309

Phoenix Rio Salado SDC

Property Name	Zip Codes	Zip Code Count	Delivery Points	Population	Routes	Activation
PHOENIX – RIO SALADO (EXISTING)	85003, 85004, 85006, 85034	4	33,781	48,808	48	6/1/2024
PHOENIX – AHWATUKEE (WAVE 1)	85044	1	19,288	43,187	24	6/1/2024
PHOENIX – NORTHEAST (WAVE 1)	85016	1	24,302	35,627	38	6/1/2024
PHOENIX – SOUTH MOUNTAIN (WAVE 1)	85040, 85041, 85042	3	52,816	149,430	56	6/1/2024
TOTAL		9	130,187	277,052	166	6/1/2024
PHOENIX – ARCADIA (WAVE 2)	85008, 85018	2	47,060	101,886	66	6/29/2024

Totals: Spokes: 4 ZIP Codes: 11 Delivery Points: 177,247 Population: 378,938 Routes: 232

Kilmer NJ SDC

Property Name	Zip Codes	Zip Code Count	Delivery Points	Population	Routes	Activation
NEW BRUNSWICK KILMER CAX (EXISTING)	08901, 08902, 08904	3	42,422	112,040	68	6/1/2024
BOUND BROOK (WAVE 1)	08805	1	5,662	12,100	10	6/1/2024
DAYTON (WAVE 1)	08810	1	3,002	8,774	5	6/1/2024
DUNELLEN – MAIN (WAVE 1)	08812	1	5,668	14,008	11	6/1/2024
EDISON – MAIN (WAVE 1)	08817, 08820	2	33,347	81,877	60	6/1/2024
EDISON – NIXSON (WAVE 1)	08837	1	8,496	17,999	18	6/1/2024
KENDALL PARK (WAVE 1)	08823, 08824	2	8,672	20,742	15	6/1/2024
TOTAL		11	107,269	267,540	187	6/1/2024
METUCHEN – BRAINY BORO (WAVE 2)	08840	1	2,221	4,702	5	9/7/2024
METUCHEN – MAIN (WAVE 2)	08840	1	5,586	12,090	13	9/7/2024
MIDDLESEX (WAVE 2)	08846	1	6,193	13,606	11	9/7/2024
OLD BRIDGE (WAVE 2)	08857, 08884	2	20,437	47,856	38	9/7/2024
PERTHAMBOY – FORDS (WAVE 2)	08832, 08863	2	6,221	15,334	11	9/7/2024
SOMERSET – MAIN (WAVE 2)	08873	1	24,048	54,416	40	9/7/2024
TOTAL		8	64,706	148,004	118	9/7/2024

Totals: Spokes: 12 ZIP Codes: 19 Delivery Points: 171,975 Population: 415,544 Routes: 305

September 2024 S&DCs

S&DC Activation Roadmap September 2024 – Implementation List

Facility Name	Finalized Facility Name	Top Market	Current Building Amperage	Current BEV Capacity (Amperage)	Cross Dock within 90 Min	Total Spoke Units	Spoke Delivery ZIPS	Total Delivery ZIPS	SDC Existing Routes	Spoke Routes	Total Routes	Total Delivery Points	Total Population	DDU PKG ADV	Network PKG ADV	Total PKG ADV	FDB Name Change Date	First Carrier Insourcing Date	Cross-Dock Activation Date	Vehicle Deployment Start
ACWORTH - CARRIER ANNEX	ACWORTH GA SDC	DULUTH GA	800	16	247	2	2	4	62	57	119	85,477	204,276	6,199	6,532	12,730	8/10/2024	9/7/2024	TBD	12/11/2024
CARBONDALE - MAIN OFFICE	CARBONDALE IL SDC	NA	1,200	55	182	3	3	6	25	24	49	34,487	61,174	3,258	2,099	5,357	8/10/202	9/7/2024	TBD	9/13/2024
COLUMBUS - MAIN OFFICE	COLUMBUS GA SDC	NA	2,500	15	127	4	4	10	116	19	135	104,471	214,982	11,328	5,533	16,862	8/10/2024	9/7/2024	2/24/2024	12/18/2024
COLUMBUS - OAKLAND PARK STATION	COLUMBUS OAKLAND PARK OH SDC	NA	600	16	308	0	0	4	70	0	70	57,522	124,224	1,832	2,337	4,169	8/10/2024	9/7/2024	TBD	TBD
DAYTON - WASHINGTON TWP BRANCH	DAYTON OH SDC	NA	1,000	44	332	2	3	6	72	12	84	52,551	97,368	2,241	3,600	5,841	8/10/2024	9/7/2024	TBD	11/18/2024
HIGH POINT - MAIN OFFICE	HIGH POINT NC SDC	NA	1,000	41	268	0	0	4	77	0	77	61,545	123,822	2,638	3,087	5,725	8/10/2024	9/7/2024	TBD	4/13/2026
LA CROSSE - MAIN OFFICE/CSNPF/P&DF	LA CROSSE WI SDC	NA	2,000	83	123	0	0	3	64	0	64	45,063	89,627	2,640	2,663	5,304	8/10/2024	9/7/2024	TBD	5/12/2025
LAKE CHARLES - MAIN OFFICE	LAKE CHARLES LA SDC	NA	1000	80	111	2	3	6	41	55	96	66,535	122,541	7,333	3,258	10,591	8/10/2024	9/7/2024	TBD	12/31/2024
MACON - SOUTH MACON STATION	MACON GA SDC	NA	1,200	47	145	0	0	5	56	0	56	45,773	89,770	4,138	1,926	6,063	8/10/2024	9/7/2024	TBD	11/17/2024
OLYMPIA - HUB STATION	OLYMPIA WA SDC	NA	2000	80	170	5	8	10	48	74	122	101,035	202,757	4,844	9,038	13,882	8/10/2024	9/7/2024	TBD	10/4/2024
SARASOTA - MAIN OFFICE	SARASOTA FL SDC	NA	600	91	122	0	0	4	69	0	69	55,305	86,583	2,217	3,374	5,591	8/10/2024	9/7/2024	TBD	10/9/2024
SEVERNA PARK - MAIN OFFICE	SEVERNA PARK MD SDC	LINTHICUM MD	1600	TBD	494	2	2	3	22	57	79	52,215	122,978	4,172	4,285	8,457	8/10/2024	9/7/2024	TBD	10/2/2023
SHAWNEE MISSION - MAIN OFFICE	SHAWNEE MISSION KS SDC	NA	1200	58	272	2	4	8	79	47	126	70,248	128,506	4,254	4,561	8,815	8/10/2024	9/7/2024	TBD	11/25/2024
SOUTHERN CONNECTICUT - P&DC	SOUTHERN CONNECTICUT CT SDC	WALLINGFORD CT	4,000	174	419	15	17	17	0	298	298	180,182	370,957	11,243	12,300	23,543	8/10/2024	9/7/2024	TBD	10/28/2024
VINELAND - DDC	VINELAND NJ SDC	BELLMAWR NJ	1,200	36	425	0	0	7	56	0	56	34,465	80,268	1,965	2,478	4,442	8/10/2024	9/7/2024	TBD	11/4/2024
WILKES BARRE - MPO/VMF	WILKES BARRE PA SDC	NA	3,000	114	349	0	0	8	127	0	127	72,709	130,870	4,338	3,919	8,257	8/10/2024	9/7/2024	TBD	10/21/2024
YORK - EAST BRANCH DDC	YORK EAST PA SDC	NA	2000	110	401	8	11	14	43	57	100	66,605	145,740	7,971	5,182	13,153	8/10/2024	9/7/2024	TBD	11/14/2024
Total					4,495	45	57	119	1,027	700	1,727	1,186,188	2,396,443	82,611	76,171	158,782				

➔ Facility with no existing delivery

Upcoming Dates

2024 Local Team On-Site Kickoff Meetings

September 2024 on-site kickoff meetings currently being scheduled

District	Facility Name	Meeting Date
Maryland	Severna Park MD SDC	5/15/2024
Pennsylvania 1	York East PA SDC	5/15/2024
Connecticut	Southern Connecticut CT SDC	5/14/2024
Ohio 2	Dayton OH SDC	TBD
Illinois 2	Carbondale IL SDC	TBD
KS – MO	Shawnee Mission KS SDC	5/14/2024
Georgia	Acworth GA SDC	5/14/2024
Louisiana	Lake Charles LA SDC	TBD
Washington	Olympia WA SDC	5/15/2024
Georgia	Columbus GA SDC	5/15/2024
DE-PA 2	Wilkes Barre PA SDC	6/18/2024
North Carolina	High Point NC SDC	TBD
Ohio 2	Columbus Oakland Park OH SDC	TBD
New Jersey	Vineland NJ SDC	6/11/2024
Wisconsin	La Crosse WI SDC	TBD
Florida 2	Sarasota FL SDC	TBD
Georgia	Macon GA SDC	TBD



Completed

2024 Open-House Schedules

- June 2024
 - Currently finalizing schedule for open house
 - Will be held the week of 5/27 – 5/31 (some exceptions possible)
- September 2024
 - Once dates are finalized through applicable district site activation leads, they will be provided

District	Facility Name	Meeting Date
North Carolina	Asheville NC SDC	May 2, 2024
ID – MT – OR	Beaverton OR SDC	May 30, 2024
MA – RI	Boston MA SDC	May 30, 2024
Florida 3	FT Lauderdale FL SDC	May 30, 2024
Michigan 2	Kalamazoo MI SDC	May 30, 2024
Florida 2	Lakeland FL SDC	May 30, 2024
New Jersey	Kilmer NJ SDC	May 29, 2024
AZ – NM	Phoenix Rio Salado AZ SDC	May 30, 2024
MA – RI	Springfield MA SDC	May 29, 2024
California 2	Stockton Airport CA SDC	May 30, 2024



JOIN US FOR AN OPEN HOUSE

You're Invited
to the opening of the new
Sorting and Delivery Center
No RSVP Required

You're invited to the opening of the new sorting and delivery center:

- Tour the facility and see exciting enhancements;
- Meet leadership and fellow team members;
- Bring your family; and
- Enjoy light refreshments.

Special instructions: Park in the employee parking lot, and proceed through the employee entrance on the northeast side of the building. APPROPRIATE FOOTWEAR MUST BE WORN.



Definitions

SDC Definitions

SDC Type	Definition
SDC Insource and Transfer Hub	SDC will be activated with insourced carriers and perform transfer hub work as part of the plant modernization. Example Salem OR SDC
SDC Insource - Future TH	SDC will be activated with insourced carriers and is currently planned to have a future transfer hub that will be activated at a future date. Example - Pompano Beach FL SDC
SDC Insource	SDC will be activated with insourced carriers and is not planned to have a future transfer hub. Example - North Atlanta GA SDC
SDC Future Insource/TH	SDC will be activated but carriers will not be insourced until a future date and is currently planned to have a future transfer hub. Example - Everett WA SDC
SDC Transfer Hub Downstream	SDC will be activated and perform transfer hub work as part of the plant modernization. No current plans to insource carriers due to parking constraints and or no spokes passing FRT. Example - South Macon GA SDC
SDC Transfer Hub Downstream - Future Insource	SDC will be activated and perform transfer hub work as part of the plant modernization and insourcing carriers will be done at a future date. Example - Eugene OR SDC
SDC Transfer Hub - Future Downstream	SDC will be activated and are planned to perform transfer hub work as part of the plant modernization at a future date. No current plans to insource carriers due to parking constraints and or no spokes passing FRT. Example - Bridgeport CT SDC
SDC Large Delivery Units	SDC will be activated but there is no identified excess space to insource carriers. If needed these may potentially be utilized as future transfer hubs but they are currently not identified. Sites currently have 75 or more routes and an SDUS or ADUS. Example - Franklin TN SDC

Thank You / Questions