



NATIONAL ASSOCIATION OF POSTAL SUPERVISORS

National Headquarters
1727 KING STREET, SUITE 400
ALEXANDRIA, VA 22314-2753
(703) 836-9660

February 21, 2024

Board Memo 022-2024: S&DC Presentation Update

Executive Board,

Attached is the latest Delivery For America operational update on the implementation of S&DC facilities.

Thank you and be safe.

NAPS Headquarters

Sorting & Delivery Center (S&DC)

Unions &
Management Associations

CRDO

Updated as of: 2/15/2024

South Atlanta S&DC Phasing Plan – Subject to Change

Spoke Property ID2	Spoke Property Name	Spoke Zip Codes	Spoke Zip Code Count	Spoke Delivery Points	Spoke Population	Routes	Activation
120440G54	ATLANTA - MARTECH STATION	30318	1	36,116	57,136	36	1/13/2024
120481G01	ATLANTA - NORTHSIDE CARRIER ANX	30305 30326	2	30,191	31,782	35	1/13/2024
Total			3	66,307	88,918	71	1/13/2024
120471001	ATLANTA - HOWELL MILL/ZONE 27	30327	1	11,179	23,059	24	1/27/2024
120472G01	ATLANTA - INDUSTRIAL BRANCH	30331 30336	2	30,652	66,872	31	1/27/2024
Total			3	41,831	89,931	55	1/27/2024
120455G01	ATLANTA - BROADVIEW STATION	30324	1	20,365	28,654	19	2/10/2024
120457G01	ATLANTA - CASCADE HEIGHTS STATION	30311	1	16,770	35,523	16	2/10/2024
120478001	ATLANTA - MORRIS BROWN STATION	30313 30314	2	13,673	37,513	13	2/10/2024
Total			4	50,808	101,690	48	2/10/2024
125159001	LITHIA SPRINGS - MAIN OFFICE	30122	1	11,356	27,580	13	2/24/2024
125467G01	MABLETON - MAIN OFFICE	30106 30126 30168	3	38,678	90,163	50	2/24/2024
Total			4	50,034	117,743	63	2/24/2024

February 2024 S&DCs

Existing Facilities S&DC Activation Roadmap – Implementation List



Facility Name	Top Market	Current Building Amperage	Current BEV Capacity (Amperage)	Cross Dock within 60 Min	Total Spoke Units	Spoke Delivery ZIPS	Total Delivery ZIPS	SDC Existing Routes	Spoke Routes	Total Routes	Total Delivery Points	Total Population	DDU PKG ADV	Network PKG ADV	Total PKG ADV	Finalized Spokes Approved	S&DC Activation Date	Cross-Dock Activation Date	Vehicle Deployment Start
→ SOUTH ATLANTA (ATLANTA NDC)	DULUTH GA	3200	TBD	154	9	14	14	0	237	237	208,161	297,281	7	16,798	24,169	3/14/2023	2/24/2024	TBD	8/18/2025
★ ASHEVILLE - P&DF	NA	3000	TBD	64	1	2	3	49	20	69	47,228	79,652	2,569	3,381	5,950	5/31/2023	2/24/2024	TBD	2/5/2024
BINGHAMTON - MPO	NA	2000	75	55	10	10	16	78	72	150	128,572	189,771	4,820	7,164	11,984	5/31/2023	2/24/2024	TBD	2/5/2024
CANTON - MAIN OFFICE/P&DF	NA	1600	42	122	0	0	5	86	0	86	49,434	99,526	2,135	2,652	4,787	5/31/2023	2/24/2024	TBD	2/5/2024
CHARLOTTESVILLE - MAIN OFFICE	NA	1600	TBD	71	4	5	10	96	12	108	71,667	142,323	6,270	4,968	11,238	5/25/2023	2/24/2024	7/29/2023	5/27/2024
★ ERIE - P&DC	NA	4000	161	28	3	3	12	106	7	113	70,774	150,562	2,823	3,878	6,701	5/31/2023	2/24/2024	TBD	2/26/2024
EVERETT - P&DF/NORTH DDC	SEATTLE WA	4000	225	71	2	4	7	57	105	162	131,940	309,155	7,587	9,496	17,083	5/31/2023	2/24/2024	TBD	2/26/2024
FLINT - MAIN OFFICE	NA	2500	49	128	3	6	8	27	80	107	69,061	131,810	1,698	2,529	4,227	5/31/2023	2/24/2024	TBD	2/5/2024
HAMPTON - MAIN OFFICE	NORFOLK VA	1600	TBD	67	2	3	6	75	18	93	67,470	130,709	2,896	3,677	6,573	5/25/2023	2/24/2024	8/12/2023	4/22/2024
HATTIESBURG - MAIN OFFICE	NA	1200	96	34	1	1	2	29	28	57	47,117	83,546	2,104	2,413	4,518	5/31/2023	2/24/2024	TBD	7/1/2024
★ HUNTINGTON - P&DF	NA	3000	TBD	42	2	4	9	65	34	99	64,280	93,675	6,098	3,238	9,336	5/31/2023	2/24/2024	TBD	2/12/2024
LAFAYETTE - P&DF	NA	2000	142	65	6	6	11	116	10	126	86,999	196,921	2,836	3,476	6,312	5/31/2023	2/24/2024	TBD	1/29/2024
→ MANSFIELD - MAIN OFFICE	NA	2000	74	38	0	0	6	72	0	72	46,073	90,436	3,794	2,311	6,105	5/31/2023	NA	NA	NA
→ NORFOLK - P&DC	NORFOLK VA	2500	TBD	140	7	0	7	0	94	94	77,235	142,561	2,153	4,855	7,008	5/25/2023	2/24/2024	10/1/2023	4/15/2024
OXNARD - MAIN OFFICE & VMF	NA	1600	142	20	1	1	6	97	20	117	93,156	276,335	4,171	5,923	10,095	5/31/2023	2/24/2024	TBD	1/29/2024
PORTLAND - MAIN OFFICE	NA	3000	120	45	0	0	8	128	0	128	60,802	108,245	5,172	4,436	9,608	5/31/2023	2/24/2024	TBD	8/15/2024
→ POMPANO BEACH (NEW)	FT LAUDERDALE FL	TBD	TBD	65	5	10	10	0	256	256	190,584	195,866	7,298	9,929	17,228	2/7/2023	2/24/2024	TBD	4/19/2027
RICHMOND - MAIN OFFICE	NA	4000	TBD	110	5	10	14	63	152	215	172,005	207,073	5,047	9,269	14,316	5/25/2023	2/24/2024	7/29/2023	2/19/2024
SALEM - P&DF/VMF	NA	2000	215	61	3	4	6	42	61	103	84,581	206,381	3,376	6,423	9,799	5/31/2023	2/24/2024	TBD	2/19/2024
SOUTHEASTERN - P&DC	SOUTHEASTERN PA	3000	22	163	3	4	11	107	53	160	80,853	125,182	4,510	6,646	11,155	5/31/2023	2/24/2024	TBD	2/26/2024
Total				1,543	67	87	171	1,293	1,259	2,552	1,847,992	3,257,010	77,365	113,462	198,192				

→ Facility with no existing delivery

★ Carrier moves post-February


February 2024 Open-House Schedules


District	Facility Name	Meeting Date
North Carolina	Asheville, NC SDC TBD	Not Applicable for Feb
✓ New York 3	Binghamton, NY SDC	February 15, 2024
➡ Virginia	Charlottesville, VA SDC	February 22, 2024
➡ Pennsylvania 1	Erie, PA SDC	February 22, 2024
Washington	Everett, WA SDC	Not Applicable for Feb
➡ Michigan 1	Flint, MI SDC	February 22, 2024
➡ Virginia	Hampton, VA SDC	February 21, 2024
➡ AL-MS	Hattiesburg, MS SDC	February 22, 2024
KY-WV	Huntington, WV SDC	Not Applicable for Feb
➡ California 4	Irvine, CA SDC (W2)	March 7 or 8, 2024
✓ Michigan 1	Jackson, MI SDC (W2)	February 15, 2024
➡ Indiana	Lafayette, IN SDC	February 22, 2024
➡ Virginia	Norfolk, VA SDC	February 21, 2024
➡ California 3	Oxnard, CA SDC	February 22, 2024
ME-NH-VT	Portland, ME TH	Not Applicable for Feb
➡ Virginia	Richmond, VA SDC	February 22, 2024
➡ ID-MT-OR	Salem, OR SDC	February 22, 2024
✓ Georgia	South Atlanta, GA SDC (W2)	Already held Jan 2024
➡ DE-PA 2	Southeastern, PA SDC	February 22, 2024
➡ New York 3	Stewart, NY SDC (W2)	February 22, 2024
➡ Texas 1	Waco, TX SDC (W2)	February 22, 2024

 Completed
 Upcoming

June 2024 S&DCs

S&DC Activation Roadmap June 2024 – Implementation List

Facility Name	Top Market	Current Building Amperage	Current BEV Capacity (Amperage)	Cross Dock within 90 Min	Total Spoke Units	Spoke Delivery ZIPS	Total Delivery ZIPS	SDC Existing Routes	Spoke Routes	Total Routes	Total Delivery Points	Total Population	DDU PKG ADV	Network PKG ADV	Total PKG ADV	Finalized Spokes Approved	S&DC Activation Date	Cross-Dock Activation Date	Vehicle Deployment Start
SOUTHERN MARYLAND MD SDC	GAITHERSBURG MD	1600	44	471	0	0	8	110	0	110	63,041	167,320	2,438	3,276	5,715	6/6/2023	6/1/2024	TBD	5/1/2024
SAINT PETERSBURG,FL SDC	TAMPA FL	2500	48	149	0	0	2	46	0	46	27,440	53,133	6,883	11,107	17,990	6/6/2023	6/1/2024	TBD	7/22/2024
 KALAMAZOO, MI SDC	NA	4000	212	239	3	6	6	0	97	97	67,470	54,651	2,182	4,117	6,300	6/6/2023	6/1/2024	TBD	7/22/2024
STOCKTON AIRPORT CA SDC	SACRAMENTO CA	3000	272	289	8	9	10	25	91	116	90,991	266,135	2,816	6,266	9,082	6/6/2023	6/1/2024	TBD	10/2/2023
FT LAUDERDALE, FL SDC	FT LAUDERDALE FL	10300	308	161	4	7	12	177	132	309	208,891	346,158	6,931	11,056	17,987	6/6/2023	6/1/2024	TBD	10/2/2023
BOSTON, MA SDC	BOSTON MA	1200	54	507	3	3	5	61	45	106	45,444	98,235	2,758	2,972	5,729	6/6/2023	6/1/2024	TBD	8/1/2024
HICKSVILLE, NY SDC	QUEENS NY	4000	180	667	0	0	2	57	0	57	19,704	53,271	1,473	1,687	3,160	6/6/2023	6/1/2024	TBD	4/28/2024
ORANGE, CA SDC	ANAHEIM CA	1600	110	407	0	0	6	95	0	95	56,983	149,562	4,814	7,457	12,271	6/6/2023	6/1/2024	TBD	6/24/2024
SPRINGFIELD, MA SDC	NA	2000	103	552	2	2	9	78	24	102	57,516	132,423	1,825	2,805	4,629	7/6/2023	6/1/2024	TBD	10/2/2023
BEAVERTON, OR SDC	PORTLAND OR	800	77	139	1	1	4	73	3	76	63,617	150,629	2,993	5,002	7,995	7/6/2023	6/1/2024	TBD	8/5/2024
PHOENIX RIO SALADO, AZ SDC	PHOENIX AZ	3000	259	99	4	7	11	48	183	231	174,212	226,016	4,511	11,349	15,860	6/6/2023	6/1/2024	TBD	10/2/2023
LAKELAND, FL SDC	TAMPA FL	2400	225	237	1	1	4	61	1	62	48,636	109,158	1,895	2,750	4,645	6/6/2023	6/1/2024	TBD	7/22/2024
KILMER, NJ SDC	NEWARK NJ	6000	250	1,007	11	14	17	68	232	300	169,216	357,485	9,667	13,293	22,960	6/6/2023	6/1/2024	TBD	10/2/2023
NEWARK, NJ SDC	NEWARK NJ	4000	116	1,056	0	0	2	30	0	30	26,768	64,678	687	2,394	3,081	6/6/2023	6/1/2024	TBD	TBD
Total				5,980	37	50	98	929	808	1,737	1,119,929	2,228,854	51,872	85,533	137,405				

 Facility with no existing delivery

Restroom Signage

Restroom Signage



Laser Engraved Lettering
◀ CLEAN FINISH

Comes with double-sided adhesive foam tape for easy attachment

Made with durable ABS
◀ HARD-WEARING, LONG LASTING

Variety of shapes and sizes

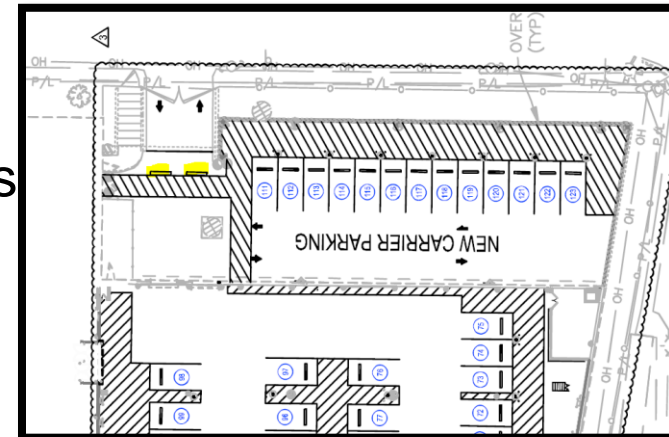
Back side →



Flint

Flint Updates

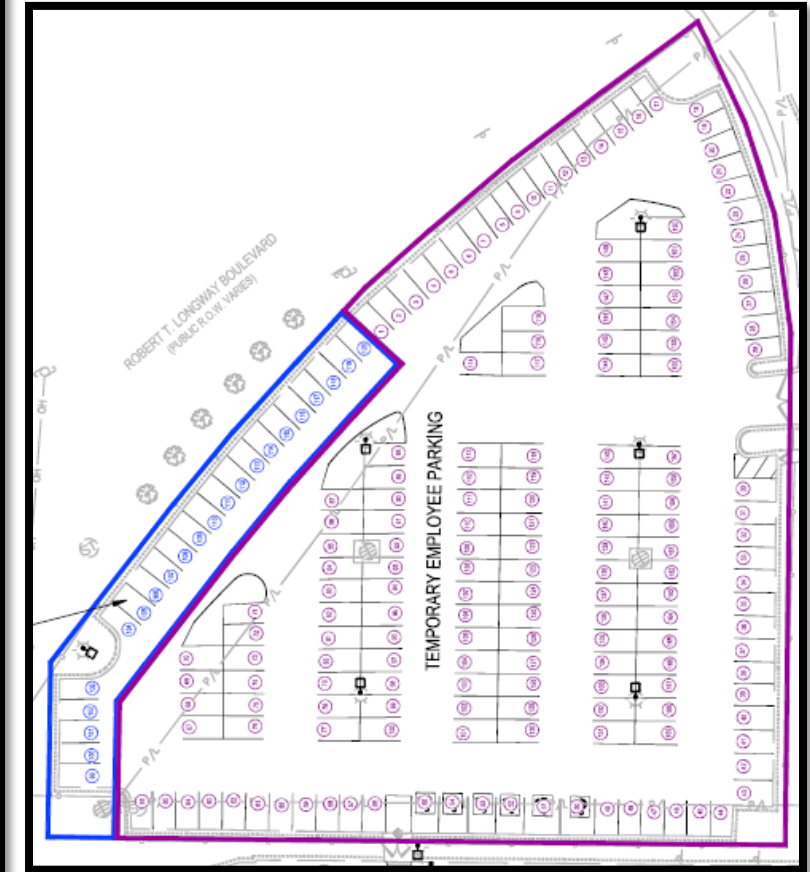
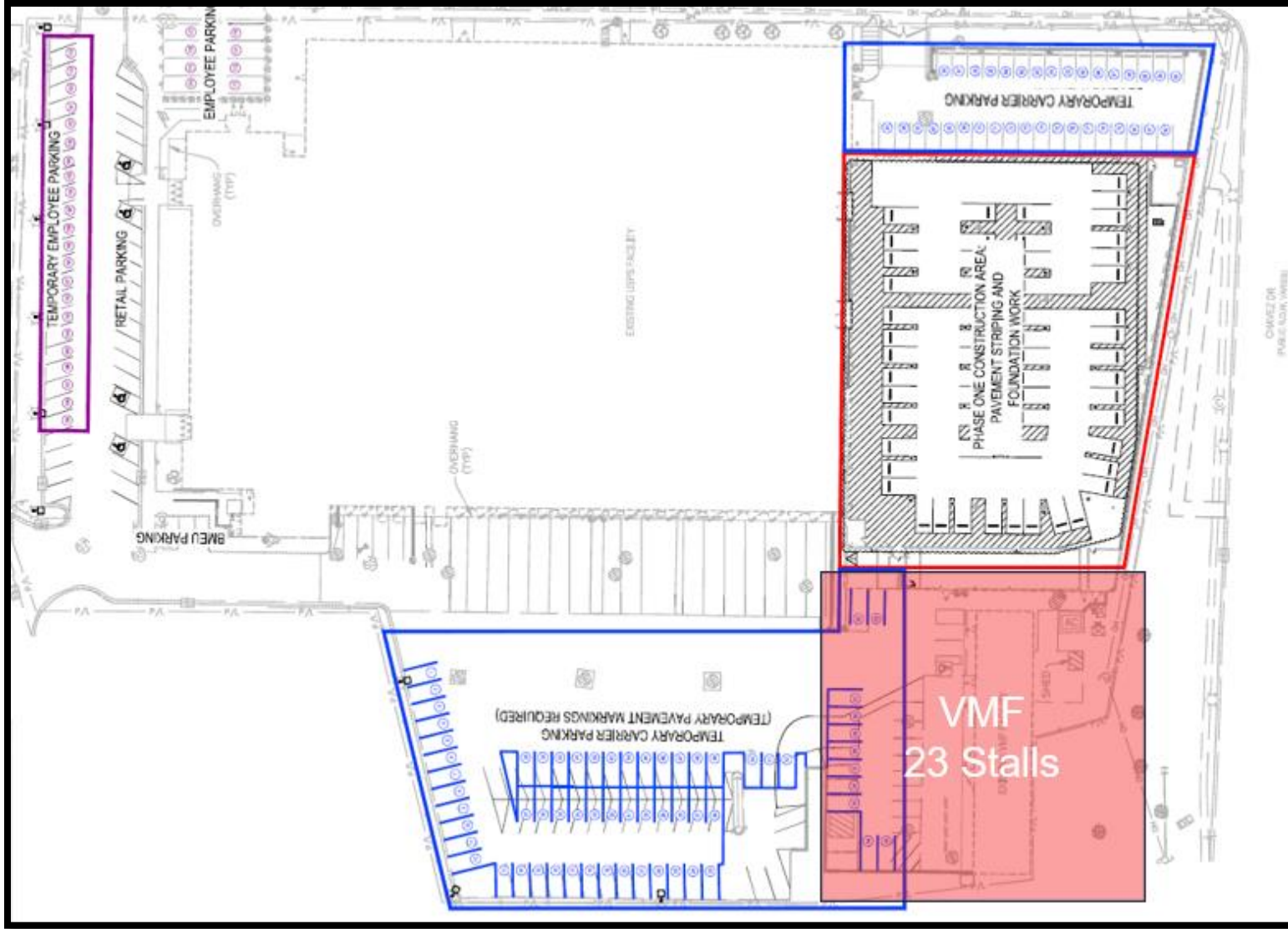
- Phase one of the parking lot work will be in progress on 2/24
 - Upfitting garage with EVSE infrastructure, garage door, striping and numbering
 - No drain is planned in the garage due to environmental storm drain restrictions
 - Six phases to complete parking lot upgrades – each phase has 30 plus additional parking stalls
- Two restrooms in the parking garage are temporarily closed due to construction
 - There have been no reports of inoperable restrooms in Flint
- Local management, District Site Activation Lead and Contractors have no reports of any flooding in Flint
- Two speed bumps are planned at the entrance/exit drive to assure carriers reduce speed at the crosswalk



Flint Parking for Activation

	Carrier	Employee	VMF	Retail
Targeted	109	136	36	42
Count	109	186	23/13	23
Diff	0	50	0	-19

22 Postal vehicles are planned to park in employee lot
 13 VMF employee parking spots in main employee lot
 19 Retail spots marked for employee parking not needed
 31 extra parking in phase 1



Local Transportation Optimization

Local Transportation Optimization Update

- **Optimizing our transportation network**
 - Reducing trips by eliminating PM transportation
 - Improve cube utilization by collecting outgoing volume at the same time as dropping the incoming volume
 - Determine optimization level unit by unit based on volume
- **Active locations**
 - Richmond, VA Area
 - Green Bay, WI Area
- **Upcoming sites**

District	Launch Date
Phoenix	2/20/2024
Atlanta	2/24/2024
Portland	2/24/2024
Birmingham/Montgomery	3/11/2024



Thank You / Questions