



## NATIONAL ASSOCIATION OF POSTAL SUPERVISORS

*National Headquarters*  
1727 KING STREET, SUITE 400  
ALEXANDRIA, VA 22314-2753  
(703) 836-9660

April 10, 2023

### **Board Memo 022-2023: EAS Carry Survey WTD Overview Update**

#### **Executive Board,**

NAPS HQ continues to request, receive, and monitor the EAS work hours that are being reported on the survey in conjunction with the NAPS negotiated memorandum that all exempt Postmasters level 22 and below and all exempt Station Managers of Customer Service be entitled to additional pay should the need arise where they are required to deliver mail. As a reminder, this data can serve to validate the mandate that EAS deliver mail in violation of the CBA as well as support the request for additional pay for work hours used for the **“delivery of mail.”**

NAPS is receiving weekly updates on this data. The last results were shared in Board Memo 021-2023 (April 5, 2023). Attached are the most recent survey results.

Please share this information with your membership.

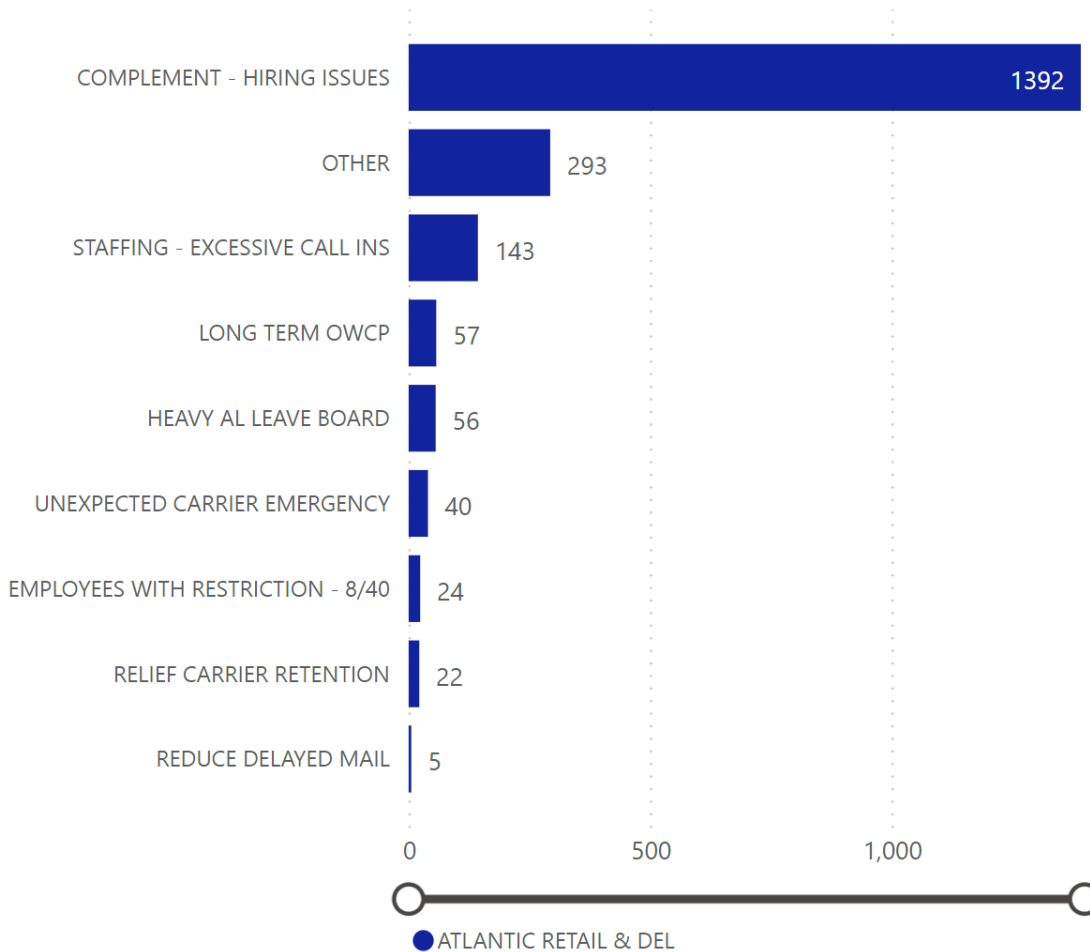
Thank you, and be safe.

NAPS Headquarters

# Atlantic

| Area                  | District       | Hours           |
|-----------------------|----------------|-----------------|
| ATLANTIC RETAIL & DEL | ME-NH-VT       | 914.92          |
| ATLANTIC RETAIL & DEL | NEW YORK 3     | 368.67          |
| ATLANTIC RETAIL & DEL | NORTH CAROLINA | 253.25          |
| ATLANTIC RETAIL & DEL | PENNSYLVANIA 1 | 241.50          |
| ATLANTIC RETAIL & DEL | MA-RI          | 122.00          |
| ATLANTIC RETAIL & DEL | DE-PA2         | 59.17           |
| ATLANTIC RETAIL & DEL | VIRGINIA       | 51.58           |
| ATLANTIC RETAIL & DEL | MARYLAND       | 22.00           |
| <b>Total</b>          |                | <b>2,033.08</b> |

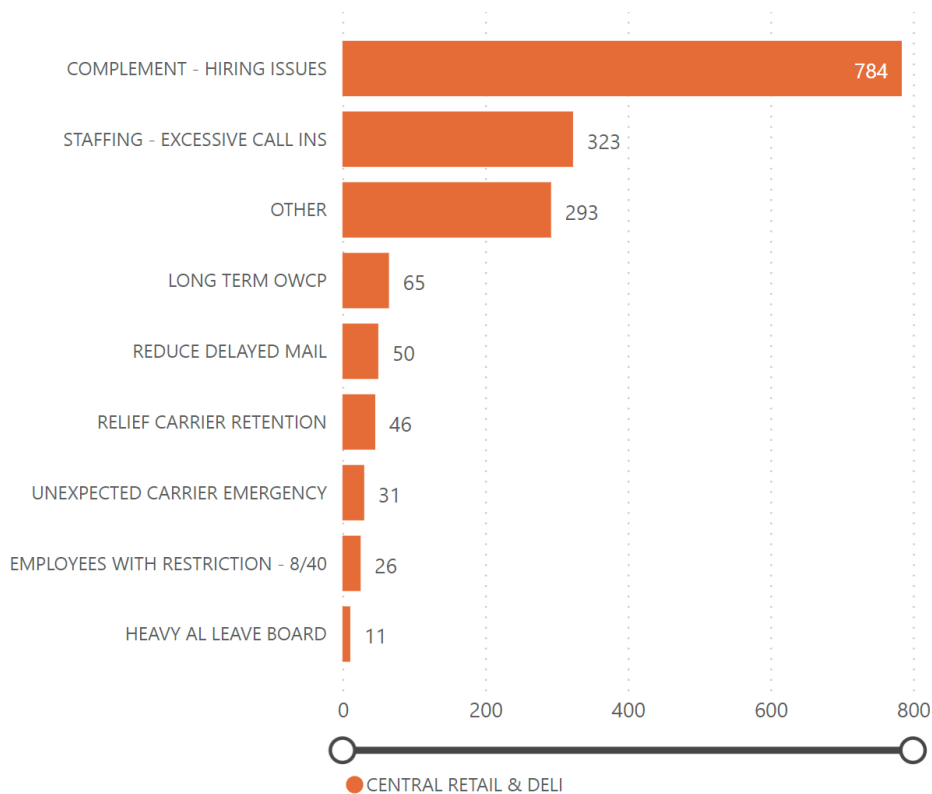
## Total Hours by Reason



# Central

| Area                  | District   | Hours           |
|-----------------------|------------|-----------------|
| CENTRAL RETAIL & DELI | MN-ND      | 492.48          |
| CENTRAL RETAIL & DELI | WISCONSIN  | 275.08          |
| CENTRAL RETAIL & DELI | IA-NE-SD   | 228.25          |
| CENTRAL RETAIL & DELI | ILLINOIS 2 | 209.73          |
| CENTRAL RETAIL & DELI | MICHIGAN 2 | 163.35          |
| CENTRAL RETAIL & DELI | KS-MO      | 84.83           |
| CENTRAL RETAIL & DELI | OHIO 1     | 64.67           |
| CENTRAL RETAIL & DELI | INDIANA    | 51.25           |
| CENTRAL RETAIL & DELI | KY-WV      | 23.92           |
| CENTRAL RETAIL & DELI | MICHIGAN 1 | 14.00           |
| CENTRAL RETAIL & DELI | OHIO 2     | 14.00           |
| CENTRAL RETAIL & DELI | ILLINOIS 1 | 7.25            |
| <b>Total</b>          |            | <b>1,628.82</b> |

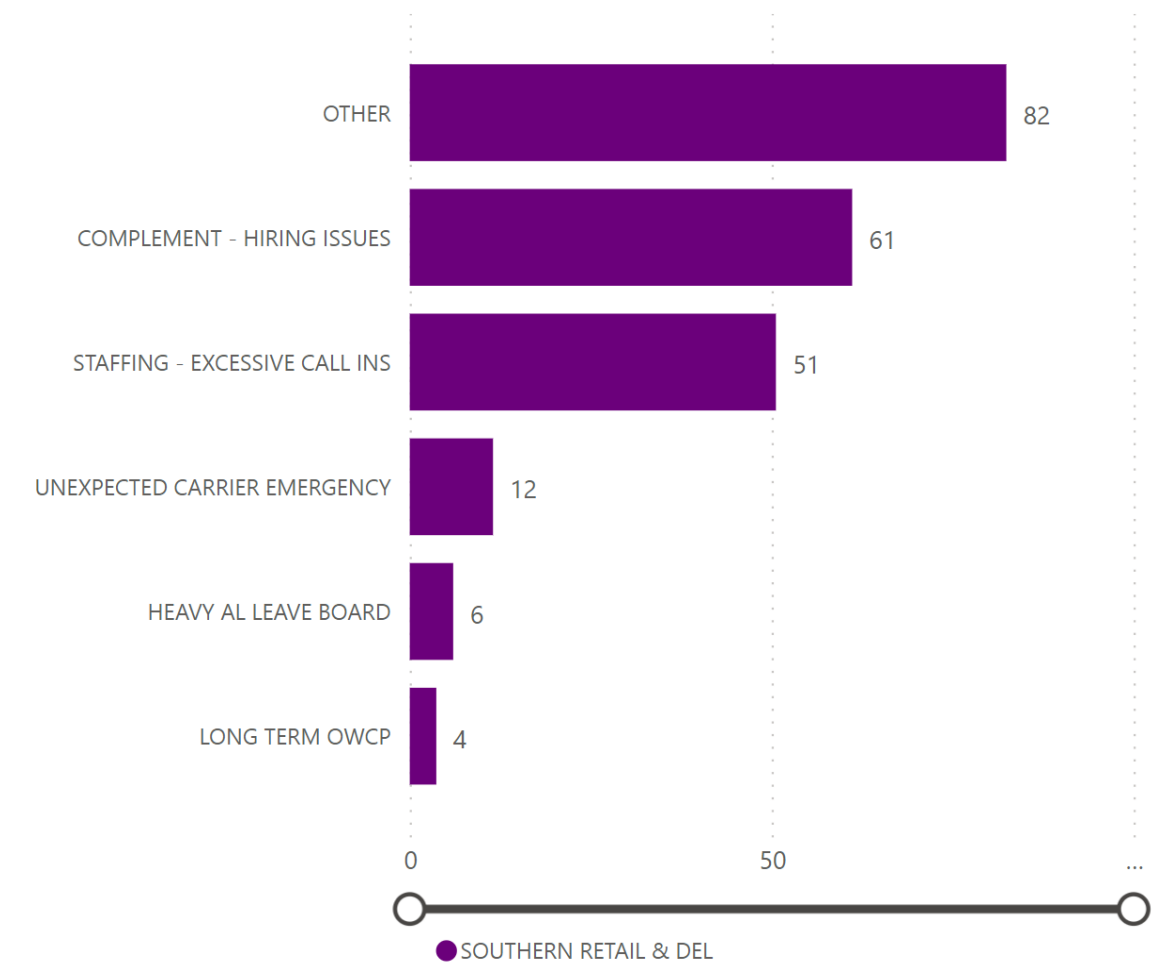
Total Hours by Reason



# Southern

| Area                  | District       | Hours         |
|-----------------------|----------------|---------------|
| SOUTHERN RETAIL & DEL | AR-OK          | 74.42         |
| SOUTHERN RETAIL & DEL | SOUTH CAROLINA | 49.83         |
| SOUTHERN RETAIL & DEL | GEORGIA        | 28.95         |
| SOUTHERN RETAIL & DEL | TEXAS 1        | 20.17         |
| SOUTHERN RETAIL & DEL | AL-MS          | 19.67         |
| SOUTHERN RETAIL & DEL | FLORIDA 1      | 8.00          |
| SOUTHERN RETAIL & DEL | FLORIDA 3      | 6.75          |
| SOUTHERN RETAIL & DEL | LOUISIANA      | 4.50          |
| SOUTHERN RETAIL & DEL | TENNESSEE      | 3.00          |
| <b>Total</b>          |                | <b>215.28</b> |

Total Hours by Reason



# WestPac

| Area                  | District     | Hours           |
|-----------------------|--------------|-----------------|
| WESTPAC RETAIL & DELI | ID-MT-OR     | 418.75          |
| WESTPAC RETAIL & DELI | CALIFORNIA 1 | 211.50          |
| WESTPAC RETAIL & DELI | WASHINGTON   | 188.00          |
| WESTPAC RETAIL & DELI | CO-WY        | 168.42          |
| WESTPAC RETAIL & DELI | AZ-NM        | 68.67           |
| WESTPAC RETAIL & DELI | CALIFORNIA 2 | 62.83           |
| WESTPAC RETAIL & DELI | NV-UT        | 36.50           |
| WESTPAC RETAIL & DELI | ALASKA       | 12.00           |
| WESTPAC RETAIL & DELI | CALIFORNIA 6 | 4.00            |
| WESTPAC RETAIL & DELI | CALIFORNIA 3 | 1.50            |
| <b>Total</b>          |              | <b>1,172.17</b> |

Total Hours by Reason

