



NATIONAL ASSOCIATION OF POSTAL SUPERVISORS

National Headquarters
1727 KING STREET, SUITE 400
ALEXANDRIA, VA 22314-2753
(703) 836-9660

February 14, 2025

Board Memo 019-2025: S&DC Presentation Update

Executive Board,

Attached is the latest Delivery For America operational update on the implementation of S&DC facilities.

Thank you and be safe.

NAPS Headquarters

Sorting & Delivery Center (S&DC)

Unions &
Management Associations

CRDO

Updated as of: 2/13/2025

SDC 2025 Roadmap

2025 SDC Roadmap

District	Area	Facility Type	Finalized Facility Name	Total Spoke Units	Spoke Delivery ZIPS	Total Delivery ZIPS	SDC Existing Routes	Spoke Routes	Total Routes	Delivery Points	Population	DDU PKG ADV	Network PKG ADV	Total PKG ADV	Current Building Amperage	Current BEV Capacity	S&DC Activation Date
ACTIVATED SDC TOTALS			83	240	323	610	5,343	4,154	9,497	6,667,366	13,651,124	415,110	422,672	837,781			
TENNESSEE	SOUTHERN	2025 S&DCs	BRENTWOOD TN SDC	0	0	1	43	0	43	23,157	57,096	2,278	2,945	5,223	600	29	2/22/2025
MA-RI	ATLANTIC	2025 S&DCs	BROCKTON MA SDC	0	0	2	65	0	65	41,741	95,740	2,274	2,141	4,415	2,000	132	2/22/2025
TEXAS 1	SOUTHERN	2025 S&DCs	DENTON TX SDC	0	0	6	98	0	98	81,052	163,180	3,606	5,043	8,649	3,000	48	2/22/2025
SOUTH CAROLINA	SOUTHERN	2025 S&DCs	GREENVILLE SC DOWNTOWN SDC	1	3	6	68	32	100	79,007	142,836	4,247	4,964	9,211	2,000	14	2/22/2025
PENNSYLVANIA 1	ATLANTIC	2025 S&DCs	NEW CASTLE PA SDC	7	7	10	45	22	67	42,658	84,536	2,773	2,914	5,687	1,200	36	2/22/2025
CALIFORNIA 4	WESTPAC	2025 S&DCs	EL MONTE CA SDC	1	1	4	57	31	88	60,655	198,803	2,364	4,762	7,126	1,200	106	2/22/2025
NEW JERSEY	ATLANTIC	2025 S&DCs	PATERSON NJ SDC	0	0	7	48	0	48	43,354	112,187	1,793	1,855	3,648	6,000	52	2/22/2025
PENNSYLVANIA 1	ATLANTIC	2025 S&DCs	PITTSBURGH PA NORTHSIDE SDC	0	0	5	61	0	61	36,979	65,003	1,562	2,180	3,742	800	36	2/22/2025
ME-NH-VT	ATLANTIC	2025 S&DCs	PORTSMOUTH NH SDC	9	13	15	29	69	98	70,804	111,031	3,789	5,395	9,184	4,400	160	2/22/2025
WISCONSIN	CENTRAL	2025 S&DCs	ROTHSCHILD WI SDC	2	4	4	0	63	63	38,326	72,707	4,985	2,638	7,623	1,600	32	2/22/2025
MARYLAND	ATLANTIC	2025 S&DCs	WALDORF MD SDC	2	2	6	60	25	85	57,871	127,535	4,054	4,155	8,209	1,200	76	2/22/2025
NORTH CAROLINA	ATLANTIC	2025 S&DCs	WINSTON SALEM NC SDC	4	5	7	53	73	126	92,078	181,125	4,085	5,259	9,344	600	20	2/22/2025
ACTIVATION PERIOD TOTALS			12	26	35	73	627	315	942	667,682	1,411,779	37,810	44,251	82,061			
RUNNING TOTALS			95	266	358	683	5,970	4,469	10,439	7,335,048	15,062,903	452,920	466,923	919,842			
GEORGIA	SOUTHERN	2025 S&DCs	ATLANTA GA SDC	6	10	10	0	94	94	107,674	163,663	3,903	7,475	11,378	1,600	TBD	4/5/2025
AZ-NM	WESTPAC	CRDO S&DC MIP	SURPRISE AZ S&DC	0	0	4	77	0	77	67,556	140,941	3,952	5,125	9,077	TBD	TBD	4/19/2025
CALIFORNIA 2	WESTPAC	CRDO S&DC MIP	SACRAMENTO CA S&DC	0	0	7	103	0	103	82,199	156,561	3,706	5,950	9,656	TBD	TBD	4/19/2025
CALIFORNIA 3	WESTPAC	CRDO S&DC MIP	BURBANK CA S&DC	0	0	6	102	0	102	70,058	153,682	3,552	5,622	9,174	TBD	TBD	4/19/2025
CALIFORNIA 4	WESTPAC	CRDO S&DC MIP	SANTA ANA CA NORTH GRAND S&DC	0	0	3	77	0	77	52,107	140,920	2,119	5,509	7,628	TBD	TBD	4/19/2025
NV-UT	WESTPAC	CRDO S&DC MIP	HENDERSON NV VALLE VERDE S&DC	0	0	3	79	0	79	61,749	130,647	2,889	4,139	7,028	TBD	TBD	4/19/2025
ACTIVATION PERIOD TOTALS			6	6	10	33	438	94	532	441,343	886,414	20,121	33,820	53,941			
RUNNING TOTALS			101	272	368	716	6,408	4,563	10,971	7,776,391	15,949,317	473,041	500,743	973,783			
KY-WV	CENTRAL	2025 S&DCs	BOWLING GREEN KY SDC	1	2	7	94	6	100	67,138	136,546	8,827	4,874	13,701	800	142	5/31/2025
OHIO 2	CENTRAL	2025 S&DCs	COLUMBUS OH WESTLAND SDC	2	3	6	74	42	116	92,533	194,906	4,488	8,880	13,368	1600	96	5/31/2025
GEORGIA	SOUTHERN	2025 S&DCs	DULUTH GA SDC	3	9	9	0	141	141	126,757	288,212	5,774	8,493	14,267	TBD	TBD	5/31/2025
NEW JERSEY	ATLANTIC	2025 S&DCs	EGG HARBOR TOWNSHIP NJ SDC	1	4	10	80	44	124	80,716	163,037	14,048	4,864	18,912	1200	28	5/31/2025
NEW YORK 3	ATLANTIC	2025 S&DCs	ELMIRA NY SDC	10	14	18	38	49	87	53,858	103,478	2,576	3,915	6,491	1200	10	5/31/2025
FLORIDA 2	SOUTHERN	2025 S&DCs	FORT MYERS FL PAGE FIELD SDC	2	4	9	98	23	121	111,851	152,010	4,147	5,175	9,322	1200	34	5/31/2025
INDIANA	CENTRAL	2025 S&DCs	HAMMOND IN SDC	0	0	3	35	0	35	22,043	46,131	788	1,029	1,817	1200	16	5/31/2025
AR-OK	SOUTHERN	2025 S&DCs	JONESBORO AR SDC	5	8	8	0	73	73	52,360	101,015	5,413	3,262	8,675	2000	32	5/31/2025
KY-WV	CENTRAL	2025 S&DCs	LONDON KY SDC	0	0	2	33	0	33	23,086	42,347	1,541	2,485	4,026	1200	529	5/31/2025
PENNSYLVANIA 1	ATLANTIC	2025 S&DCs	PITTSBURGH PA PLSNT HLS SDC	2	2	5	71	11	82	48,590	90,474	2,452	3,060	5,512	TBD	TBD	5/31/2025
MICHIGAN 2	CENTRAL	2025 S&DCs	SAGINAW MI SDC	3	8	8	0	105	105	68,468	131,244	2,974	2,999	5,973	1600	TBD	5/31/2025
NORTH CAROLINA	ATLANTIC	2025 S&DCs	CHARLOTTE NC WESTSIDE SDC	6	35	35	0	268	268	224,028	379,687	9,580	13,065	22,645	3000	TBD	6/28/2025
ACTIVATION PERIOD TOTALS			12	35	89	120	523	762	1,285	971,428	1,829,087	62,608	62,101	124,709			
RUNNING TOTALS			113	307	457	836	6,931	5,325	12,256	8,747,819	17,778,404	535,649	562,844	1,098,492			

2025 SDC Roadmap

District	Area	Facility Type	Finalized Facility Name	Total Spoke Units	Spoke Delivery ZIPS	Total Delivery ZIPS	SDC Existing Routes	Spoke Routes	Total Routes	Delivery Points	Population	DDU PKG ADV	Network PKG ADV	Total PKG ADV	Current Building Amperage	Current BEV Capacity	S&DC Activation Date
CALIFORNIA 1	WESTPAC	CRDO S&DC MIP	SAN MATEO CA S&DC	0	0	4	107	0	107	64,175	141,426	3,338	4,864	8,202	TBD	TBD	7/26/2025
CALIFORNIA 2	WESTPAC	CRDO S&DC MIP	BERKELEY CA S&DC	0	0	7	91	0	91	51,038	112,233	2,483	4,307	6,790	TBD	TBD	7/26/2025
CALIFORNIA 2	WESTPAC	CRDO S&DC MIP	LIVERMORE CA S&DC	0	0	2	80	0	80	36,470	100,768	2,285	3,642	5,927	TBD	TBD	7/26/2025
CALIFORNIA 3	WESTPAC	CRDO S&DC MIP	VAN NUYS CA S&DC	0	0	4	84	0	84	73,876	176,428	2,730	4,935	7,665	TBD	TBD	7/26/2025
ILLINOIS 2	CENTRAL	CRDO S&DC MIP	BLOOMINGTON IL S&DC	0	0	4	100	0	100	67,070	139,897	3,145	5,340	8,485	TBD	TBD	7/26/2025
CALIFORNIA 4	WESTPAC	CRDO S&DC MIP	LA PUENTE CA S&DC	0	0	3	88	0	88	48,378	168,666	2,731	4,652	7,383	TBD	TBD	7/26/2025
MICHIGAN 1	CENTRAL	CRDO S&DC MIP	SOUTHFIELD MI S&DC	0	0	5	110	0	110	53,422	91,869	2,338	2,840	5,178	TBD	TBD	7/26/2025
MICHIGAN 1	CENTRAL	CRDO S&DC MIP	STERLING HEIGHTS MI S&DC	0	0	4	100	0	100	58,594	132,296	2,932	3,333	6,265	TBD	TBD	7/26/2025
CALIFORNIA 5	WESTPAC	CRDO S&DC MIP	REDONDO BEACH CA S&DC	0	0	3	87	0	87	50,106	93,731	2,720	4,227	6,947	TBD	TBD	7/26/2025
CALIFORNIA 5	WESTPAC	CRDO S&DC MIP	WHITTIER CA S&DC	0	0	5	85	0	85	52,958	160,544	2,827	4,174	7,001	TBD	TBD	7/26/2025
CO-WY	WESTPAC	CRDO S&DC MIP	FORT COLLINS CO S&DC	0	0	4	82	0	82	63,689	124,074	3,080	5,019	8,099	TBD	TBD	7/26/2025
WASHINGTON	WESTPAC	CRDO S&DC MIP	VANCOUVER WA S&DC	0	0	6	84	0	84	78,115	153,303	3,413	5,518	8,931	TBD	TBD	7/26/2025
ACTIVATION PERIOD TOTALS			12	0	0	51	1,098	0	1,098	697,891	1,595,235	34,022	52,851	86,873			
RUNNING TOTALS			125	307	457	887	8,029	5,325	13,354	9,445,710	19,373,639	569,671	615,695	1,185,365			
MARYLAND	ATLANTIC	2025 S&DCs	BALTIMORE MD E LEXINGTON SDC	1	1	4	56	31	87	64,226	101,303	2,156	2,648	4,804	400	33	9/6/2025
INDIANA	CENTRAL	2025 S&DCs	BLOOMINGTON IN SDC	2	2	6	47	8	55	36,009	78,529	1,559	2,571	4,130	1200	TBD	9/6/2025
ILLINOIS 2	CENTRAL	Plant Mod S&DCs	FOX VALLEY IL SDC	4	14	16	37	256	293	170,485	419,709	9,437	12,081	21,518	TBD	TBD	9/6/2025
KY-WV	CENTRAL	2025 S&DCs	HEBRON KY SDC	3	4	6	11	69	80	58,148	121,654	3,082	5,673	8,755	1200	59	9/6/2025
KY-WV	CENTRAL	2025 S&DCs	MARTINSBURG WV SDC	0	0	4	44	0	44	34,758	64,498	2,234	2,219	4,453	1200	28	9/6/2025
MN-ND	CENTRAL	2025 S&DCs	ROCHESTER MN SDC	0	0	3	70	0	70	45,508	89,497	6,256	3,559	9,815	800	16	9/6/2025
IA-NE-SD	CENTRAL	2025 S&DCs	SIOUX FALLS SD S 2ND SDC	0	0	4	68	0	68	53,185	91,765	1,562	4,189	5,751	1600	32	9/6/2025
KS-MO	CENTRAL	2025 S&DCs	SPRINGFIELD MO CAMPBELL SDC	0	0	2	58	0	58	40,042	80,451	2,582	2,516	5,098	400	6	9/6/2025
TEXAS 1	SOUTHERN	2025 S&DCs	TEXARKANA TX SDC	0	0	4	77	0	77	53,477	102,560	5,367	2,748	8,115	1200	TBD	9/6/2025
NEW YORK 3	ATLANTIC	2025 S&DCs	WATERTOWN NY SDC	11	14	15	33	24	57	39,348	67,658	3,839	2,877	6,716	1200	28	9/6/2025
VIRGINIA	ATLANTIC	2025 S&DCs	WOODBRIIDGE VA SDC	2	3	6	89	14	103	68,722	185,419	5,119	5,760	10,879	1600	109	9/6/2025
ACTIVATION PERIOD TOTALS			11	23	38	70	590	402	992	663,908	1,403,043	43,193	46,841	90,034			
RUNNING TOTALS			136	330	495	957	8,619	5,727	14,346	10,109,618	20,776,682	612,864	662,536	1,275,399			
CALIFORNIA 1	WESTPAC	CRDO S&DC MIP	SUNNYVALE CA S&DC	0	0	3	98	0	98	57,055	129,254	2,463	3,849	6,312	TBD	TBD	11/1/2025
CALIFORNIA 2	WESTPAC	CRDO S&DC MIP	HAYWARD CA S&DC	0	0	4	116	0	116	72,798	192,216	3,402	5,736	9,138	TBD	TBD	11/1/2025
CALIFORNIA 2	WESTPAC	CRDO S&DC MIP	WALNUT CREEK CA S&DC	0	0	4	91	0	91	50,540	89,906	2,748	3,935	6,683	TBD	TBD	11/1/2025
CONNECTICUT	ATLANTIC	CRDO S&DC MIP	STAMFORD CT S&DC	0	0	6	102	0	102	41,162	94,343	4,225	4,013	8,238	TBD	TBD	11/1/2025
DE-PA 2	ATLANTIC	CRDO S&DC MIP	READING PA S&DC	0	0	5	84	0	84	48,600	107,892	2,793	2,670	5,463	TBD	TBD	11/1/2025
ILLINOIS 2	CENTRAL	CRDO S&DC MIP	AURORA IL S&DC	0	0	4	124	0	124	67,427	189,931	3,058	4,916	7,974	TBD	TBD	11/1/2025
MARYLAND	ATLANTIC	CRDO S&DC MIP	COLUMBIA MD S&DC	0	0	3	83	0	83	48,095	101,603	3,086	3,275	6,361	TBD	TBD	11/1/2025
CALIFORNIA 4	WESTPAC	CRDO S&DC MIP	NEWPORT BEACH CA S&DC	0	0	6	98	0	98	54,765	86,802	2,779	5,399	8,178	TBD	TBD	11/1/2025
CALIFORNIA 5	WESTPAC	CRDO S&DC MIP	INGLEWOOD CA S&DC	0	0	5	76	0	76	50,128	134,605	1,748	2,853	4,601	TBD	TBD	11/1/2025
CALIFORNIA 5	WESTPAC	CRDO S&DC MIP	TORRANCE CA S&DC	0	0	4	123	0	123	64,750	141,999	3,023	5,332	8,355	TBD	TBD	11/1/2025
PENNSYLVANIA 1	ATLANTIC	CRDO S&DC MIP	LANCASTER PA S&DC	0	0	3	129	0	129	75,983	168,705	5,260	5,062	10,322	TBD	TBD	11/1/2025
PENNSYLVANIA 1	ATLANTIC	CRDO S&DC MIP	YORK PA WEST S&DC	0	0	5	99	0	99	65,185	143,032	4,580	4,147	8,727	TBD	TBD	11/1/2025
ACTIVATION PERIOD TOTALS			12	0	0	52	1,223	0	1,223	696,488	1,580,288	39,165	51,187	90,352			
RUNNING TOTALS (2022 - 2025)			148	330	495	1,009	9,842	5,727	15,569	10,806,106	22,356,970	652,029	713,723	1,365,751			



Kilmer NJ SDC

Property Name	Zip Codes	Zip Code Count	Delivery Points	Population	Routes	Activation
★ KILMER NJ SDC	08901, 08902, 08904	3	42,422	112,040	68	6/1/2024
★ BOUND BROOK (WAVE 1)	08805	1	5,662	12,100	10	6/1/2024
★ DAYTON (WAVE 1)	08810	1	3,002	8,774	5	6/1/2024
★ DUNELLEN – MAIN (WAVE 1)	08812	1	5,668	14,008	11	6/1/2024
★ EDISON – MAIN (WAVE 1)	08817, 08820	2	33,347	81,877	60	6/1/2024
★ EDISON – NIXSON (WAVE 1)	08837	1	8,496	17,999	18	6/1/2024
★ KENDALL PARK (WAVE 1)	08823, 08824	2	8,672	20,742	15	6/1/2024
METUCHEN – BRAINY BORO (WAVE 2)	08840	1	2,221	4,702	5	2/22/2025
METUCHEN – MAIN (WAVE 2)	08840	1	5,586	12,090	13	2/22/2025
MIDDLESEX (WAVE 2)	08846	1	6,193	13,606	11	2/22/2025
PERTH AMBOY – FORDS (WAVE 2)	08832, 08863	2	6,221	15,334	11	2/22/2025
OLD BRIDGE (WAVE 2)	08857, 08884	2	20,437	47,856	38	9/6/2025
SOMERSET – MAIN (WAVE 2)	08873	1	24,048	54,416	40	9/6/2025


Stockton Airport CA SDC

Property Name	Zip Codes	Zip Code Count	Delivery Points	Population	Routes	Activation
★ STOCKTON AIRPORT CA SDC	95206	1	21,639	65,643	25	6/1/2024
★ FARMINGTON – MAIN OFFICE GROUND LEASE (WAVE 1)	95230	1	550	661	1	6/1/2024
★ FRENCH CAMP – MAIN OFFICE (WAVE 1)	95231	1	2,112	5,520	2	6/1/2024
★ LATHROP – MAIN OFFICE (WAVE 1)	95330	1	12,525	24,096	12	6/1/2024
★ LINDEN – MAIN OFFICE (WAVE 1)	95236	1	2,567	4,458	3	6/1/2024
★ MANTECA – INDUSTRIAL PARK STATION (WAVE 1)	95337	1	17,283	40,657	20	6/1/2024
★ MANTECA – MAIN OFFICE (WAVE 1)	95336	1	20,047	47,243	26	6/1/2024
★ SALIDA – MAIN OFFICE (WAVE 1)	95368	1	5,200	15,251	5	6/1/2024
★ STOCKTON – EAST STOCKTON STATION (WAVE 1)	95205 95215	2	21,877	62,606	28	6/1/2024
ESCALON – MAIN OFFICE (WAVE 2)	95320	1	5,222	12,990	9	2/22/2025
RIPION – MAIN OFFICE (WAVE 2)	95366	1	7,788	18,728	10	2/22/2025


Columbus GA SDC

Property Name	Zip Codes	Zip Code Count	Delivery Points	Population	Routes	Activation
★ COLUMBUS GA SDC	31901 31903 31904 31906 31907 91909	6	90,302	173,248	115	2/24/2024
★ CATULA – MAIN OFFICE (WAVE 1)	31804	1	2,919	6,151	4	9/7/2024
★ ELLERSLIE – MAIN OFFICE (WAVE 1)	31807	1	1,309	2,489	2	9/7/2024
★ FORTSON – MAIN OFFICE (WAVE 1)	31808	1	4,861	9,077	6	9/7/2024
MIDLAND – MAIN OFFICE (WAVE 2)	31820 31829	2	6,043	13,083	10	2/22/2025
WAVERLY HALL – MAIN OFFICE (WAVE 2)	31831	1	2,347	2,951	3	2/22/2025

Washington TWP OH SDC

Property Name	Zip Codes	Zip Code Count	Delivery Points	Population	Routes	Activation
 WASHINGTON TWP OH SDC	45440 45458 45459	3	46,019	80,579	72	9/7/2024
BELLBROOK – MAIN OFFICE (WAVE 1)	45305 45370	2	6,180	14,270	11	2/22/2025

Lake Charles LA SDC

Property Name	Zip Codes	Zip Code Count	Delivery Points	Population	Routes	Activation
 LAKE CHARLES – MAIN OFFICE (EXISTING)	70601 70615 70629	3	26,220	45,304	41	9/7/2024
WESTLAKE – MAIN OFFICE (WAVE 1)	70669	1	5,548	9,800	8	2/22/2025




Wallingford CT SDC

Property Name	Zip Codes	Zip Code Count	Delivery Points	Population	Routes	Activation
★ WALLINGFORD CT SDC	N/A	N/A	N/A	N/A	N/A	9/7/2024
★ MERIDEN – MAIN OFFICE (WAVE 1)	06450 06451	2	29,373	59,496	46	9/7/2024
★ NORTH HAVEN – CARRIER ANNEX (WAVE 1)	06473	1	11,562	24,050	27	9/7/2024
★ WALLINGFORD – MAIN OFFICE (WAVE 1)	06492	1	22,134	44,428	40	9/7/2024
CHESHIRE – MAIN OFFICE (WAVE 2)	06410	1	12,424	29,064	21	2/22/2025
MIDDLETOWN – MAIN OFFICE (WAVE 2)	06457	1	24,239	46,406	34	2/22/2025

York East PA SDC

Property Name	Zip Codes	Zip Code Count	Delivery Points	Population	Routes	Activation
★ YORK EAST PA SDC	17402 17406 17407	3	29,572	64,422	43	9/7/2024
★ FELTON – MAIN OFFICE (WAVE 1)	17309 17322	2	3,287	8,442	6	9/7/2024
★ MANCHESTER – MAIN OFFICE (WAVE 1)	17345	1	3,711	7,737	5	9/7/2024
★ MOUNT WOLF – MAIN OFFICE (WAVE 1)	17347	1	2,795	6,577	3	9/7/2024
★ RED LION – MAIN OFFICE (WAVE 1)	17313 17356	2	15,571	33,053	23	9/7/2024
★ SEVEN VALLEYS – MAIN OFFICE (WAVE 1)	17360	1	2,642	7,072	5	9/7/2024
★ THOMASVILLE – MAIN OFFICE (WAVE 1)	17364	1	1,858	3,699	3	9/7/2024
★ WINDSOR – MAIN OFFICE (WAVE 1)	17302 17366	2	3,766	8,540	7	9/7/2024
★ WRIGHTSVILLE – MAIN OFFICE (WAVE 1)	17368	1	3,587	6,198	5	9/7/2024
MOUNTVILLE – MAIN OFFICE (WAVE 2)	17554	1	3,712	7,214	4	2/22/2025
SHREWSBURY – MAIN OFFICE (WAVE 2)	17361	1	3,167	6,544	5	2/22/2025
YORK HAVEN – MAIN OFFICE (WAVE 2)	17370	1	2,937	5,423	4	2/22/2025

Gainesville FL SDC

Property Name	Zip Codes	Zip Code Count	Delivery Points	Population	Routes	Activation
 GAINESVILLE FL SDC	32603, 32607, 32608, 32653	4	48,431	102,029	61	2/25/2023
 MICANOPY – MAIN OFFICE	32667	1	1,725	4,135	3	2/25/2023
 NEWBERRY – MAIN OFFICE	32669	1	7,436	13,457	12	2/25/2023
GAINESVILLE – MAIN STREET STATION	32601, 32605, 32606, 32609, 32641	5	48,151	105,611	66	5/31/2025

Postponed Spoke Insourcing

Postponed Spokes

Property Name	Zip Codes	Zip Code Count	Delivery Points	Population	Routes	Activation
OLYMPIA WA SDC						9/7/2024
MCCLEARY – MAIN OFFICE (WAVE 2)	98557	1	2,511	3,384	2	TBD
OLYMPIA – MAIN OFFICE (WAVE 2)	98502 98503 98506	3	47,835	95,830	54	TBD
RAINIER – MAIN OFFICE (WAVE 2)	98576	1	2,755	5,196	3	TBD
SEVERNA PARK MD SDC						9/7/2024
PASADENA – MAIN OFFICE (WAVE 2)	21122	1	25,711	59,664	39	TBD
WINSTON SALEM NC SDC						2/22/2025
WINSTON SALEM – WAUGHTOWN STATION (WAVE 2)	27107 27117 27127	3	40,802	89,818	55	TBD
WALDORF MD SDC						2/22/2025
ACCOKEEK – MAIN OFFICE (WAVE 2)	20607	1	5,262	10,755	8	TBD
LA PLATA – MAIN OFFICE (WAVE 2)	20646	1	10,968	22,583	17	TBD
GREENVILLE SC DOWNTOWN SDC						2/22/2025
GREENVILLE – BERE A BRANCH (WAVE 2)	29610 29611 29617	3	30,474	60,116	32	TBD
KILMER NJ SDC						6/1/2024
OLD BRIDGE (WAVE 2)	08857, 08884	2	20,437	47,856	38	9/6/2025
SOMERSET – MAIN (WAVE 2)	08873	1	24,048	54,416	40	9/6/2025

SDC Upcoming Events

February 2025 Open-House Schedules



JOIN US FOR AN OPEN HOUSE

You're Invited

to the opening of the new

Sorting and Delivery Center

No RSVP Required

You're invited to the opening of the new sorting and delivery center:

- Tour the facility and see exciting enhancements
- Meet leadership and fellow team members
- Bring your family
- Enjoy light refreshments

Special instructions: Park in the employee parking lot, and proceed through the employee entrance on the south side of the building.

District	Facility Name	Event Date	Event Time
California 4	El Monte CA SDC	Thursday, February 20, 2025	6:00PM – 8:00PM
South Carolina	Greenville SC Downtown SDC	TBD	TBD
Pennsylvania 1	New Castle PA SDC	Wednesday, February 19, 2025	6:00PM – 8:00PM
ME - NH - VT	Portsmouth NH SDC	Wednesday, February 19, 2025	6:30PM – 8:30PM
Maryland	Waldorf MD SDC	Wednesday, February 19, 2025	6:00PM – 8:00PM
Wisconsin	Rothschild WI SDC	Wednesday, February 19, 2025	6:00PM – 8:00PM
North Carolina	Winston Salem NC SDC	Wednesday, February 19, 2025	6:00PM – 8:00PM
Tennessee	Brentwood TN SDC	Wednesday, March 12, 2025	7:00PM – 9:00PM
MA - RI	Brockton MA SDC	Thursday, March 20, 2025	6:00PM – 8:00PM
Texas 1	Denton TX SDC	Wednesday, March 19, 2025	7:00PM – 9:00PM
New Jersey	Paterson NJ SDC	Wednesday, March 19, 2025	6:30PM – 8:30PM
Pennsylvania 1	Pittsburgh PA Northside SDC	Wednesday, March 19, 2025	6:00PM – 8:00PM
Ohio 2	Washington TWP OH SDC	Thursday, February 20, 2025	6:30PM – 8:30PM
Connecticut	Wallingford CT SDC	Wednesday, February 19, 2025	6:00PM – 8:00PM
California 2	Stockton Airport CA SDC	Thursday, February 20, 2025	5:30PM – 7:30PM

April / May / June 2025 Kick-Off Meeting Schedules

Good morning Everyone,

Please accept this invitation for an in-person EAS Kick Off Meeting on Tuesday 8/20/2024.

PURPOSE: Assist the facility with transition to the S&DC.

LOCATION: [REDACTED]

TIME: 9:00AM to 4:00PM EST

REQUIRED ATTENDEES: DSAL, Hub Postmaster, Hub Supervisors, Spoke Postmaster/Supervisors, District OIE, Continuous Improvement Coordinator, District Manager, District MOI, District Retail & Delivery Project Manager, MPOO/POOM, District Labor Relations Manager, S&DC Core Team

OPTIONAL ATTENDEES: Area Vice President, Area MOI, Area Retail & Delivery Project Manager

District	Facility Name	Meeting Date
GEORGIA	ATLANTA GA SDC	1/14/2025
KY – WV	BOWLING GREEN KY SDC	1/22/2025
OHIO 2	COLUMBUS OH WESTLAND SDC	1/23/2025
NEW JERSEY	EGG HARBOR TOWNSHIP NJ SDC	1/22/2025
NEW YORK 3	ELMIRA NY SDC	1/23/2025
FLORIDA 2	FORT MYERS FL PAGE FIELD SDC	1/24/2025
INDIANA	HAMMOND IN SDC	1/30/2025
AR – OK	JONESBORO AR SDC	1/16/2025
KY – WV	LONDON KY SDC	1/22/2025
PENNSYLVANIA 1	PITTSBURGH PA PLSNT HLS SDC	2/12/2025
MICHIGAN 2	SAGINAW MI SDC	1/7/2025
NORTH CAROLINA	CHARLOTTE NC WESTSIDE SDC	TBD

Topic	Start Time	End Time
Leadership Opening Comments	9:00 AM	9:05 AM
Opening & Introductions	9:05 AM	9:20 AM
Overview	9:20 AM	9:35 AM
SDC Site Information	9:35 AM	9:40 AM
Operational Layout/CAD Review	9:40 AM	9:50 AM
Continuous Improvement	9:50 AM	10:05 AM
Building Construction	10:05 AM	10:20 AM
IT	10:20 AM	10:25 AM
Equipment	10:25 AM	10:35 AM
Maintenance	10:35 AM	10:40 AM
Internal Variance	10:40 AM	10:50 AM
Break	10:50 AM	11:05 AM
DSS Support	11:05 AM	11:20 AM
Safety and National Preparedness	11:20 AM	11:25 AM
Processing / Logistics	11:25 AM	11:30 AM
Function 4	11:30 AM	11:40 AM
Function 2	11:40 AM	11:50 AM
Vehicle Fleet	11:50 AM	11:55 AM
Capability and Proficiency	11:55 AM	12:05 PM
Finance	12:05 PM	12:10 PM
Customer	12:10 PM	12:20 PM
Communication and Open House	12:20 PM	12:35 PM
Week of Launch	12:35 PM	12:45 PM
Post Activation GEMBA	12:45 PM	12:50 PM
Questions / Closing Comments	12:50 PM	1:00 PM

Thank You / Questions