

NATIONAL ASSOCIATION OF POSTAL SUPERVISORS

National Headquarters
1727 KING STREET, SUITE 400
ALEXANDRIA, VA 22314-2753
(703) 836-9660

February 27, 2023

Board Memo 015-2023: EAS Carry Survey WTD Overview Update

Executive Board,

NAPS HQ continues to request, receive, and monitor the EAS work hours that are being reported on the survey in conjunction with the NAPS negotiated memorandum that all exempt Postmasters level 22 and below and all exempt Station Managers of Customer Service be entitled to additional pay should the need arise where they are required to deliver mail. As a reminder, this data can serve to validate the mandate that EAS deliver mail in violation of the CBA as well as support the request for additional pay for work hours used for the **“delivery of mail.”**

NAPS is receiving weekly updates on this data. The last results were shared in Board Memo 013-2023 (February 17, 2023). Attached are the most recent survey results.

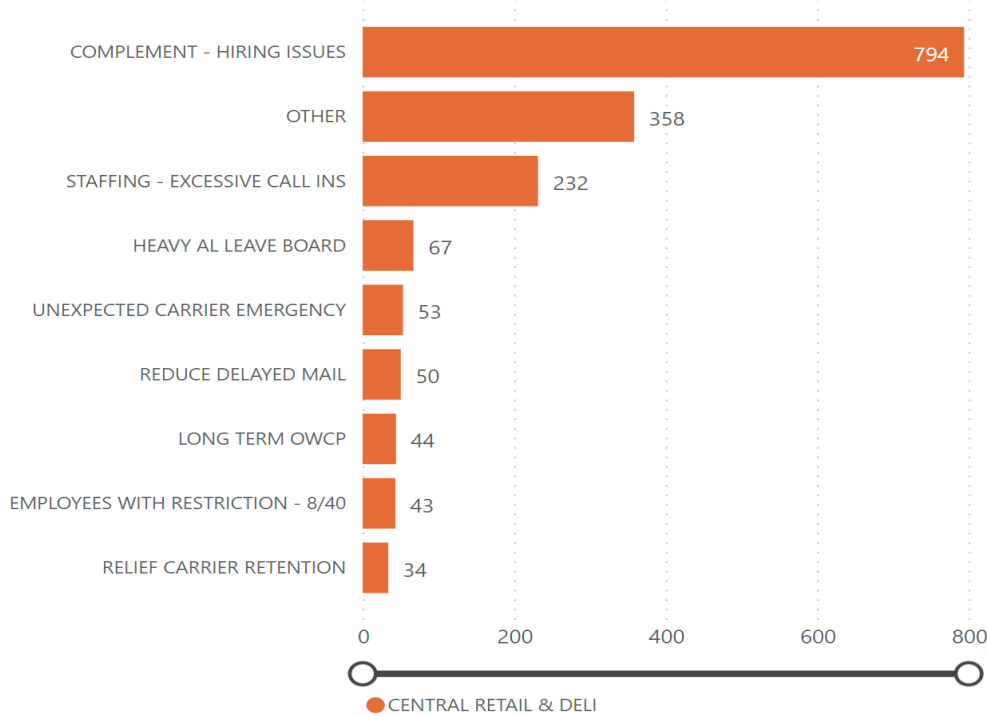
Please share this information with your membership.

Thank you, and be safe.

NAPS Headquarters

Central

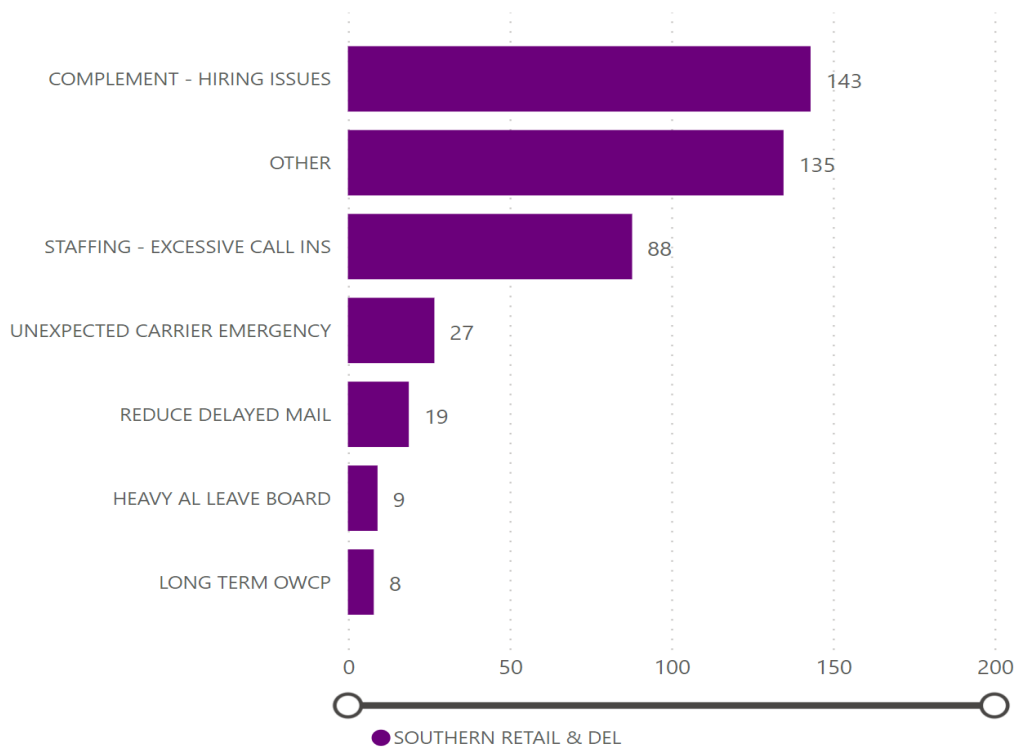
Total Hours by Reason



Area	District	Hours
CENTRAL RETAIL & DELI	MN-ND	383.83
CENTRAL RETAIL & DELI	WISCONSIN	312.83
CENTRAL RETAIL & DELI	IA-NE-SD	299.50
CENTRAL RETAIL & DELI	ILLINOIS 2	241.83
CENTRAL RETAIL & DELI	OHIO 1	121.30
CENTRAL RETAIL & DELI	KS-MO	77.17
CENTRAL RETAIL & DELI	MICHIGAN 2	76.50
CENTRAL RETAIL & DELI	KY-WV	61.63
CENTRAL RETAIL & DELI	INDIANA	60.00
CENTRAL RETAIL & DELI	ILLINOIS 1	32.50
CENTRAL RETAIL & DELI	MICHIGAN 1	6.50
CENTRAL RETAIL & DELI	OHIO 2	2.00
Total		1,675.60

Southern

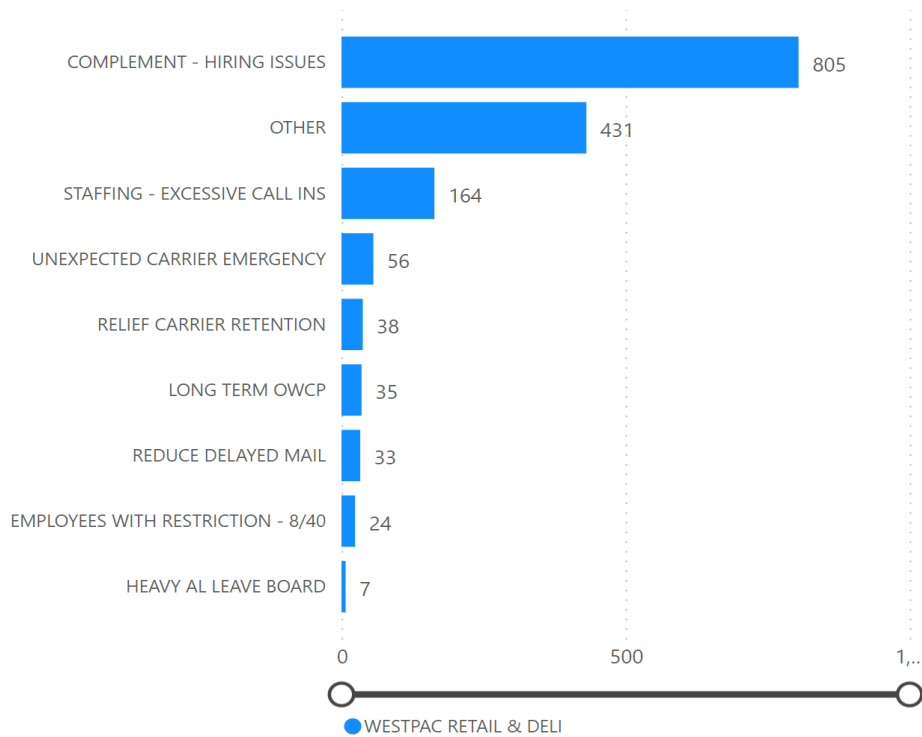
Total Hours by Reason



Area	District	Hours
SOUTHERN RETAIL & DEL	AR-OK	73.42
SOUTHERN RETAIL & DEL	TENNESSEE	71.83
SOUTHERN RETAIL & DEL	SOUTH CAROLINA	55.67
SOUTHERN RETAIL & DEL	AL-MS	54.25
SOUTHERN RETAIL & DEL	GEORGIA	40.37
SOUTHERN RETAIL & DEL	FLORIDA 1	31.83
SOUTHERN RETAIL & DEL	TEXAS 1	31.17
SOUTHERN RETAIL & DEL	LOUISIANA	23.00
SOUTHERN RETAIL & DEL	TEXAS 3	22.00
SOUTHERN RETAIL & DEL	FLORIDA 3	17.00
SOUTHERN RETAIL & DEL	TEXAS 2	8.00
Total		428.53

WestPac

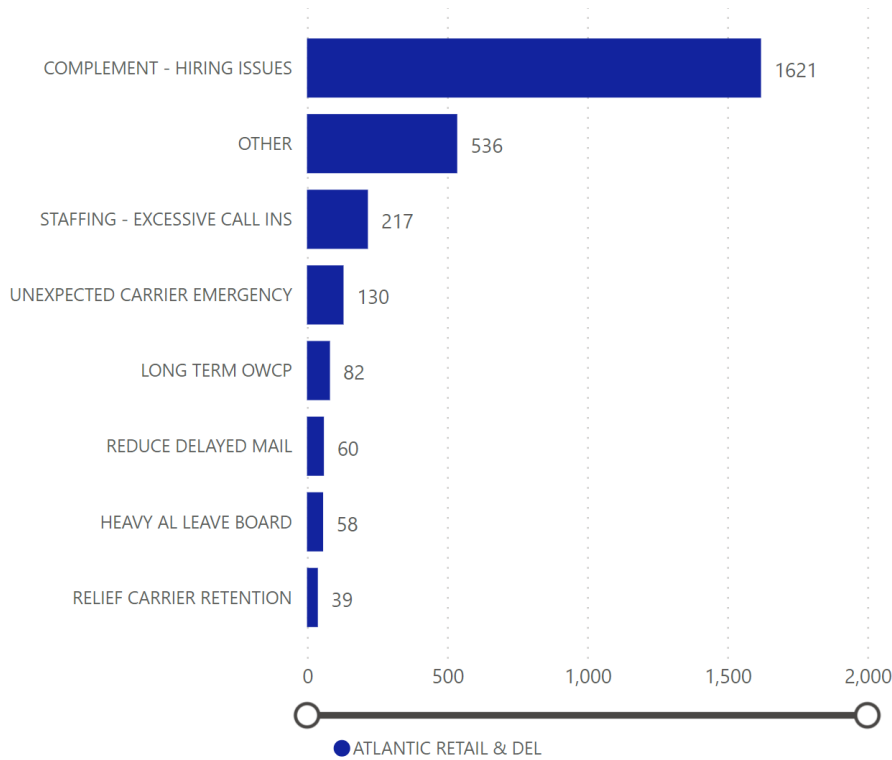
Total Hours by Reason



Area	District	Hours
WESTPAC RETAIL & DELI	ID-MT-OR	509.65
WESTPAC RETAIL & DELI	WASHINGTON	377.00
WESTPAC RETAIL & DELI	CO-WY	274.75
WESTPAC RETAIL & DELI	CALIFORNIA 1	258.92
WESTPAC RETAIL & DELI	CALIFORNIA 2	60.42
WESTPAC RETAIL & DELI	CALIFORNIA 3	32.00
WESTPAC RETAIL & DELI	AZ-NM	30.75
WESTPAC RETAIL & DELI	NV-UT	23.33
WESTPAC RETAIL & DELI	CALIFORNIA 6	18.50
WESTPAC RETAIL & DELI	CALIFORNIA 5	4.00
WESTPAC RETAIL & DELI	HAWAII	3.00
Total		1,592.32

Atlantic

Total Hours by Reason



Area	District	Hours
ATLANTIC RETAIL & DEL	ME-NH-VT	1,194.63
ATLANTIC RETAIL & DEL	NEW YORK 3	670.25
ATLANTIC RETAIL & DEL	MA-RI	286.42
ATLANTIC RETAIL & DEL	PENNSYLVANIA 1	248.20
ATLANTIC RETAIL & DEL	NORTH CAROLINA	162.17
ATLANTIC RETAIL & DEL	DE-PA2	88.25
ATLANTIC RETAIL & DEL	VIRGINIA	60.67
ATLANTIC RETAIL & DEL	CONNECTICUT	17.25
ATLANTIC RETAIL & DEL	MARYLAND	15.00
Total		2,742.83