



NATIONAL ASSOCIATION OF POSTAL SUPERVISORS

National Headquarters
1727 KING STREET, SUITE 400
ALEXANDRIA, VA 22314-2753
(703) 836-9660

February 9, 2024

Board Memo 018-2024: S&DC Presentation Update

Executive Board,

Attached is the latest Delivery For America operational update on the implementation of S&DC facilities.

Thank you and be safe.

NAPS Headquarters

**Jim Herrmann:
Sr. Director, Network
Transformation**

RPDC Update

Atlanta:

- Upcoming Activities:
 - 02/21 – 02/24/2024
 - Open House events being scheduled
 - 02/24/2024
 - Atlanta RPDC processes all OG volumes
 - N Metro
 - Macon
 - Employee Move Date
 - Restack Begins:
 - N. Metro
 - Crown Rd
 - Macon
 - Augusta

RPDC Update

Charlotte:

- Upcoming Activities:
 - 02/24/2024
 - Employee move date
 - Continue restack of Mid C facility

RPDC Update

Chicago:

- Upcoming Activities:
 - 02/012/2024
 - Scaffolding installation above MaRS for duct work
 - Limiting MaRS Capacity
 - Continuing operations at Busse
 - 02/24/2024
 - Employee Move Date
 - 04/2024
 - Final three Dock to Machine systems installed
 - July / August
 - USS-XL installation

RPDC Update

Portland:

- Upcoming Activities:
 - 2/24/2024:
 - Mail Moves.
 - Originating Mail from Medford
 - Originating Packages from Medford
 - 10/25/2024:
 - Expansion complete / operational
 - THS 100% insourced - TBD

RPDC Update

Boise:

- Upcoming Activities:
 - 04/26/2024
 - Insource THS

RPDC Update

Houston:

- Upcoming Activities:
 - Add 2 SIPS
 - 1 each: N Houston and S Houston
 - Next week:
 - L/F Equipment starts arriving to S. Houston
 - 3/16/2024
 - S Houston starts processing L/F

RPDC Update

Indianapolis:

- Upcoming Activities:
 - Slab work delaying RPDC project
 - Focus on E/W Initiative
 - 03/23/2024:
 - STC Moves from PSA
 - 04/01/2024
 - E/W starts
 - Volume projection: 150K / day

RPDC Update

Jacksonville:

- Continue work on the NDC infrastructure

RPDC Update

Greensboro:

- Project being redesigned
 - Increase package capacity

RPDC Update

Santa Clarita:

- Project on hold pending expansion

RPDC Update

Royal Palm:

- Project on hold

RPDC Update

Oklahoma City:

- Project on hold

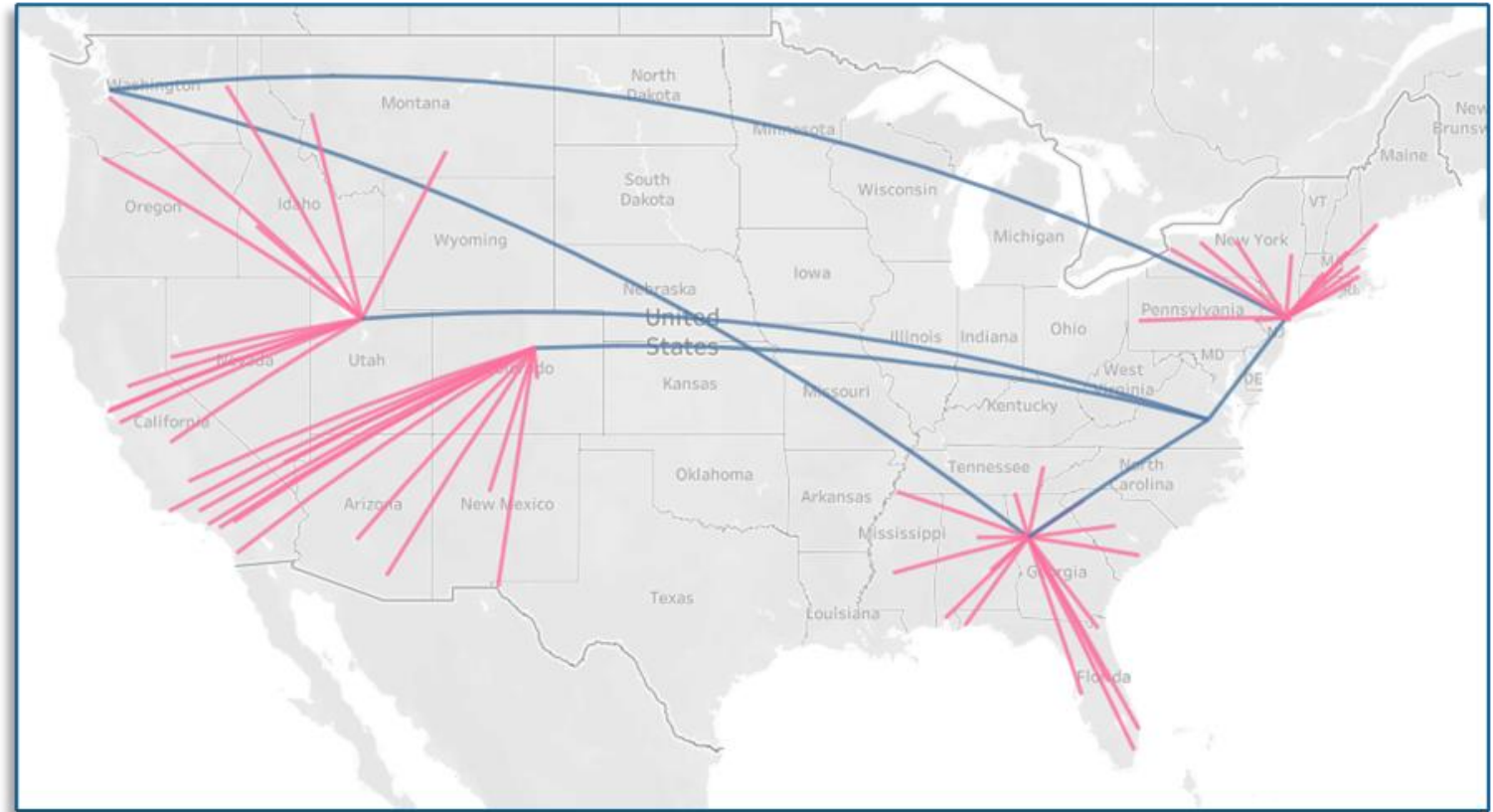
STC Implementation Dates

- Kansas City STC Insourcing:
 - St Louis
 - Staffing to target
 - Eliminate Trip Diversions

East / West Initiative

- Current Hub Sites:

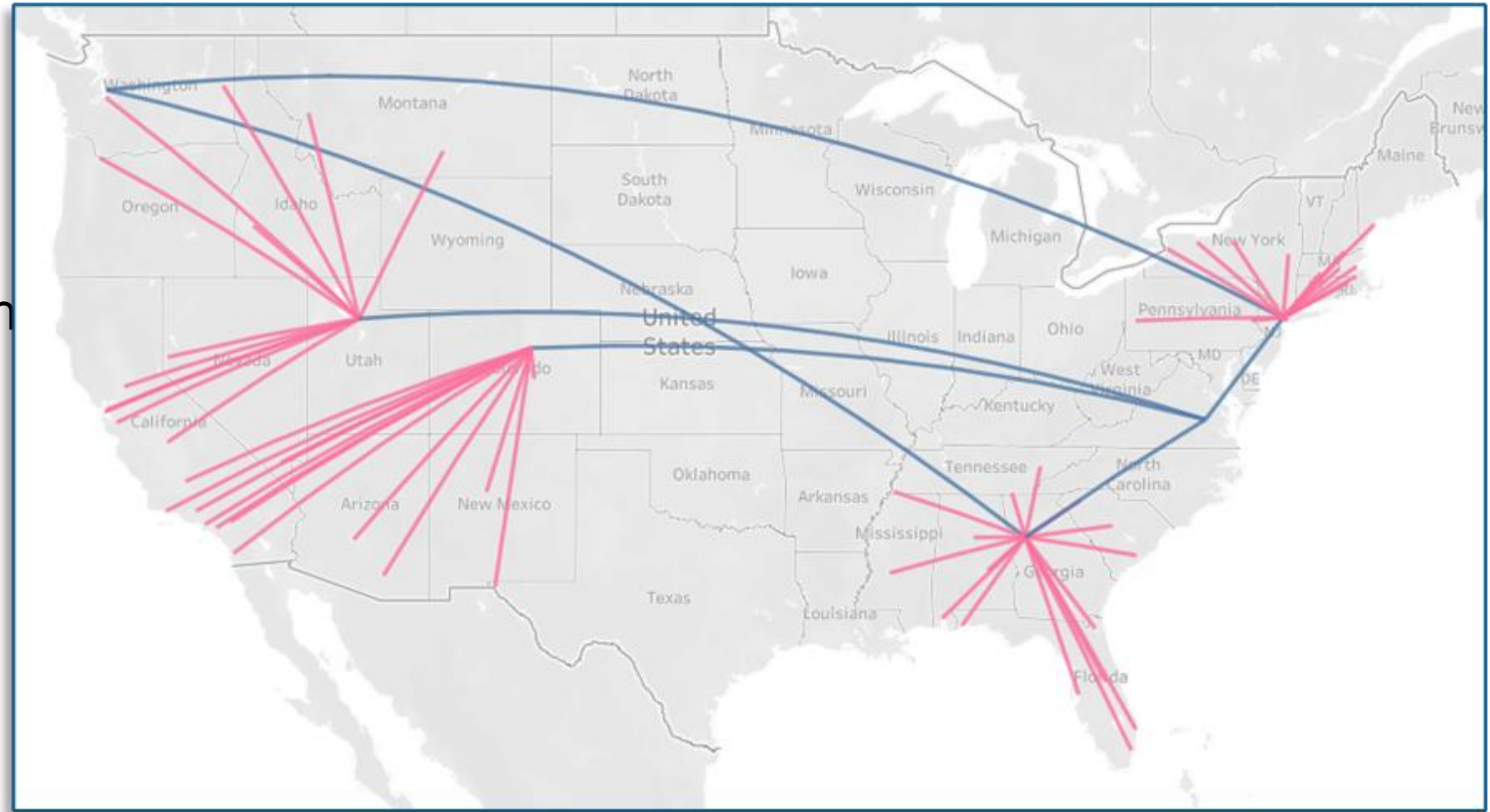
- Atlanta
- NJ NDC
- Denver
- Salt Lake City
- Memphis
- West Valley



East / West Initiative

Expansion:

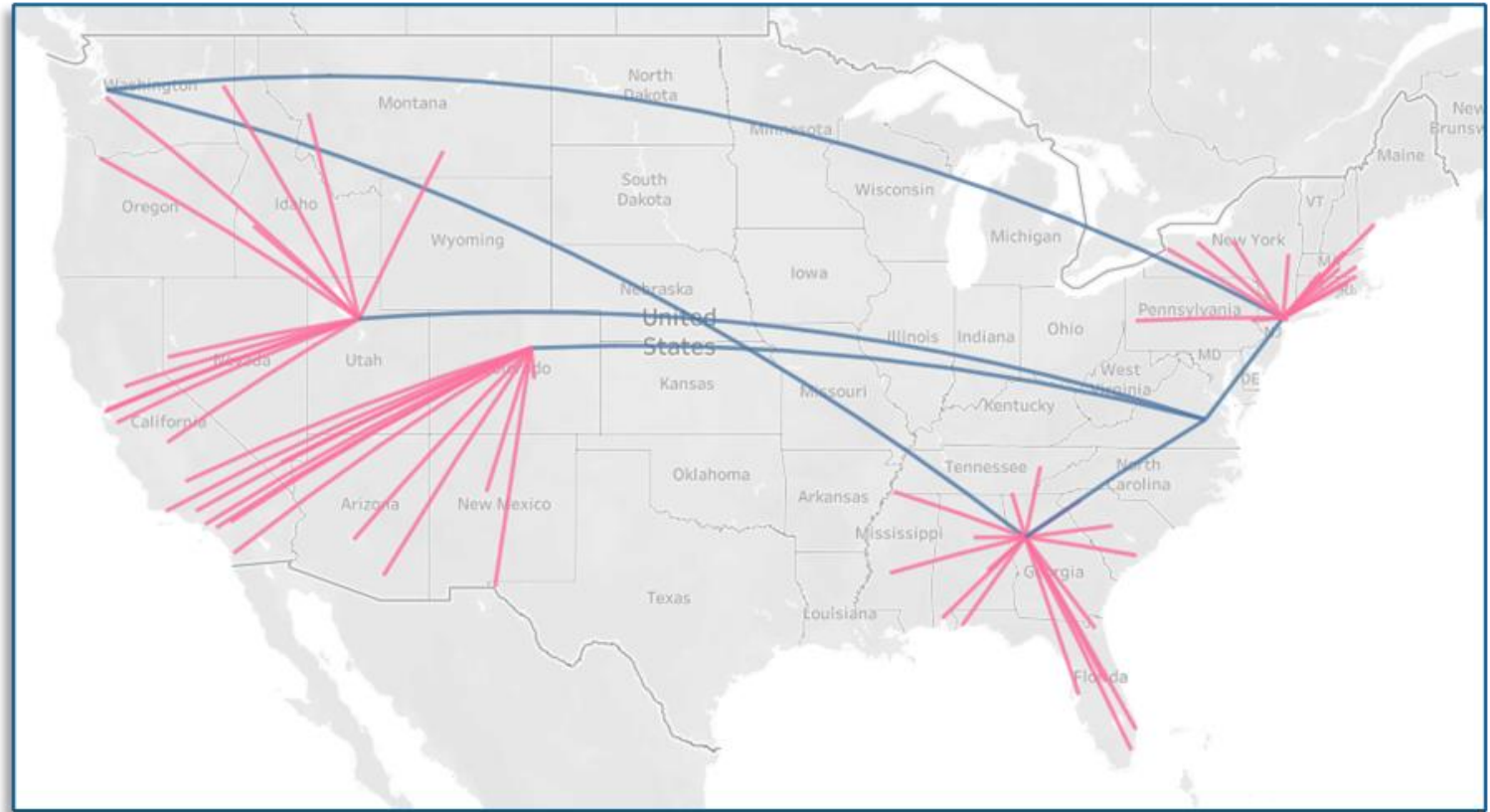
- Lanes added each week
 - Hub capability
- Salt Lake City
 - No additional volume until March
 - Adding Clerk / MH staffing
 - Adding T2 (AMF & MPA)



East / West Initiative

Expansion:

- Indianapolis
 - Late March
 - Relocate the STC operations to the same building
- Other Hubs - TBD



Thank you / Questions

Sorting & Delivery Center (S&DC)

Unions &
Management Associations

CRDO

Updated as of: 2/8/2024

South Atlanta S&DC Phasing Plan – Subject to Change

| Spoke Property ID2 | Spoke Property Name | Spoke Zip Codes | Spoke Zip Code Count | Spoke Delivery Points | Spoke Population | Routes | Activation |
|--------------------|-----------------------------------|-------------------|----------------------|-----------------------|------------------|-----------|------------------|
| 120440G54 | ATLANTA - MARTECH STATION | 30318 | 1 | 36,116 | 57,136 | 36 | 1/13/2024 |
| 120481G01 | ATLANTA - NORTHSIDE CARRIER ANX | 30305 30326 | 2 | 30,191 | 31,782 | 35 | 1/13/2024 |
| Total | | | 3 | 66,307 | 88,918 | 71 | 1/13/2024 |
| 120471001 | ATLANTA - HOWELL MILL/ZONE 27 | 30327 | 1 | 11,179 | 23,059 | 24 | 1/27/2024 |
| 120472G01 | ATLANTA - INDUSTRIAL BRANCH | 30331 30336 | 2 | 30,652 | 66,872 | 31 | 1/27/2024 |
| Total | | | 3 | 41,831 | 89,931 | 55 | 1/27/2024 |
| 120455G01 | ATLANTA - BROADVIEW STATION | 30324 | 1 | 20,365 | 28,654 | 19 | 2/10/2024 |
| 120457G01 | ATLANTA - CASCADE HEIGHTS STATION | 30311 | 1 | 16,770 | 35,523 | 16 | 2/10/2024 |
| 120478001 | ATLANTA - MORRIS BROWN STATION | 30313 30314 | 2 | 13,673 | 37,513 | 13 | 2/10/2024 |
| Total | | | 4 | 50,808 | 101,690 | 48 | 2/10/2024 |
| 125159001 | LITHIA SPRINGS - MAIN OFFICE | 30122 | 1 | 11,356 | 27,580 | 13 | 2/24/2024 |
| 125467G01 | MABLETON - MAIN OFFICE | 30106 30126 30168 | 3 | 38,678 | 90,163 | 50 | 2/24/2024 |
| Total | | | 4 | 50,034 | 117,743 | 63 | 2/24/2024 |

February 2024 S&DCs

Existing Facilities S&DC Activation Roadmap – Implementation List


| Facility Name | Top Market | Current Building Amperage | Current BEV Capacity (Amperage) | Cross Dock within 60 Min | Total Spoke Units | Spoke Delivery ZIPS | Total Delivery ZIPS | SDC Existing Routes | Spoke Routes | Total Routes | Total Delivery Points | Total Population | DDU PKG ADV | Network PKG ADV | Total PKG ADV | Finalized Spokes Approved | S&DC Activation Date | Cross-Dock Activation Date | Vehicle Deployment Start |
|-------------------------------|------------------|---------------------------|---------------------------------|--------------------------|-------------------|---------------------|---------------------|---------------------|--------------|--------------|-----------------------|------------------|-------------|-----------------|---------------|---------------------------|----------------------|----------------------------|--------------------------|
| → SOUTH ATLANTA (ATLANTA NDC) | DULUTH GA | 3200 | TBD | 154 | 9 | 14 | 14 | 0 | 237 | 237 | 208,161 | 297,281 | 7 | 16,798 | 24,169 | 3/14/2023 | 2/24/2024 | TBD | 8/18/2025 |
| ★ ASHEVILLE - P&DF | NA | 3000 | TBD | 64 | 1 | 2 | 3 | 49 | 20 | 69 | 47,228 | 79,652 | 2,569 | 3,381 | 5,950 | 5/31/2023 | 2/24/2024 | TBD | 2/5/2024 |
| BINGHAMTON - MPO | NA | 2000 | 75 | 55 | 10 | 10 | 16 | 78 | 72 | 150 | 128,572 | 189,771 | 4,820 | 7,164 | 11,984 | 5/31/2023 | 2/24/2024 | TBD | 2/5/2024 |
| CANTON - MAIN OFFICE/P&DF | NA | 1600 | 42 | 122 | 0 | 0 | 5 | 86 | 0 | 86 | 49,434 | 99,526 | 2,135 | 2,652 | 4,787 | 5/31/2023 | 2/24/2024 | TBD | 2/5/2024 |
| CHARLOTTESVILLE - MAIN OFFICE | NA | 1600 | TBD | 71 | 4 | 5 | 10 | 96 | 12 | 108 | 71,667 | 142,323 | 6,270 | 4,968 | 11,238 | 5/25/2023 | 2/24/2024 | 7/29/2023 | 5/27/2024 |
| ★ ERIE - P&DC | NA | 4000 | 161 | 28 | 3 | 3 | 12 | 106 | 7 | 113 | 70,774 | 150,562 | 2,823 | 3,878 | 6,701 | 5/31/2023 | 2/24/2024 | TBD | 2/26/2024 |
| EVERETT - P&DF/NORTH DDC | SEATTLE WA | 4000 | 225 | 71 | 2 | 4 | 7 | 57 | 105 | 162 | 131,940 | 309,155 | 7,587 | 9,496 | 17,083 | 5/31/2023 | 2/24/2024 | TBD | 2/26/2024 |
| FLINT - MAIN OFFICE | NA | 2500 | 49 | 128 | 3 | 6 | 8 | 27 | 80 | 107 | 69,061 | 131,810 | 1,698 | 2,529 | 4,227 | 5/31/2023 | 2/24/2024 | TBD | 2/5/2024 |
| HAMPTON - MAIN OFFICE | NORFOLK VA | 1600 | TBD | 67 | 2 | 3 | 6 | 75 | 18 | 93 | 67,470 | 130,709 | 2,896 | 3,677 | 6,573 | 5/25/2023 | 2/24/2024 | 8/12/2023 | 4/22/2024 |
| HATTIESBURG - MAIN OFFICE | NA | 1200 | 96 | 34 | 1 | 1 | 2 | 29 | 28 | 57 | 47,117 | 83,546 | 2,104 | 2,413 | 4,518 | 5/31/2023 | 2/24/2024 | TBD | 7/1/2024 |
| ★ HUNTINGTON - P&DF | NA | 3000 | TBD | 42 | 2 | 4 | 9 | 65 | 34 | 99 | 64,280 | 93,675 | 6,098 | 3,238 | 9,336 | 5/31/2023 | 2/24/2024 | TBD | 2/12/2024 |
| LAFAYETTE - P&DF | NA | 2000 | 142 | 65 | 6 | 6 | 11 | 116 | 10 | 126 | 86,999 | 196,921 | 2,836 | 3,476 | 6,312 | 5/31/2023 | 2/24/2024 | TBD | 1/29/2024 |
| → MANSFIELD - MAIN OFFICE | NA | 2000 | 74 | 38 | 0 | 0 | 6 | 72 | 0 | 72 | 46,073 | 90,436 | 3,794 | 2,311 | 6,105 | 5/31/2023 | NA | NA | NA |
| → NORFOLK - P&DC | NORFOLK VA | 2500 | TBD | 140 | 7 | 0 | 7 | 0 | 94 | 94 | 77,235 | 142,561 | 2,153 | 4,855 | 7,008 | 5/25/2023 | 2/24/2024 | 10/1/2023 | 4/15/2024 |
| OXNARD - MAIN OFFICE & VMF | NA | 1600 | 142 | 20 | 1 | 1 | 6 | 97 | 20 | 117 | 93,156 | 276,335 | 4,171 | 5,923 | 10,095 | 5/31/2023 | 2/24/2024 | TBD | 1/29/2024 |
| PORTLAND - MAIN OFFICE | NA | 3000 | 120 | 45 | 0 | 0 | 8 | 128 | 0 | 128 | 60,802 | 108,245 | 5,172 | 4,436 | 9,608 | 5/31/2023 | 2/24/2024 | TBD | 8/15/2024 |
| → POMPANO BEACH (NEW) | FT LAUDERDALE FL | TBD | TBD | 65 | 5 | 10 | 10 | 0 | 256 | 256 | 190,584 | 195,866 | 7,298 | 9,929 | 17,228 | 2/7/2023 | 2/24/2024 | TBD | 4/19/2027 |
| RICHMOND - MAIN OFFICE | NA | 4000 | TBD | 110 | 5 | 10 | 14 | 63 | 152 | 215 | 172,005 | 207,073 | 5,047 | 9,269 | 14,316 | 5/25/2023 | 2/24/2024 | 7/29/2023 | 2/19/2024 |
| SALEM - P&DF/VMF | NA | 2000 | 215 | 61 | 3 | 4 | 6 | 42 | 61 | 103 | 84,581 | 206,381 | 3,376 | 6,423 | 9,799 | 5/31/2023 | 2/24/2024 | TBD | 2/19/2024 |
| SOUTHEASTERN - P&DC | SOUTHEASTERN PA | 3000 | 22 | 163 | 3 | 4 | 11 | 107 | 53 | 160 | 80,853 | 125,182 | 4,510 | 6,646 | 11,155 | 5/31/2023 | 2/24/2024 | TBD | 2/26/2024 |
| Total | | | | 1,543 | 67 | 87 | 171 | 1,293 | 1,259 | 2,552 | 1,847,992 | 3,257,010 | 77,365 | 113,462 | 198,192 | | | | |


→ Facility with no existing delivery

★ Carrier moves post-February

June 2024 S&DCs

S&DC Activation Roadmap June 2024 – Implementation List

| Facility Name | Top Market | Current Building Amperage | Current BEV Capacity (Amperage) | Cross Dock within 90 Min | Total Spoke Units | Spoke Delivery ZIPS | Total Delivery ZIPS | SDC Existing Routes | Spoke Routes | Total Routes | Total Delivery Points | Total Population | DDU PKG ADV | Network PKG ADV | Total PKG ADV | Finalized Spokes Approved | S&DC Activation Date | Cross-Dock Activation Date | Vehicle Deployment Start |
|---|------------------|---------------------------|---------------------------------|--------------------------|-------------------|---------------------|---------------------|---------------------|--------------|--------------|-----------------------|------------------|-------------|-----------------|---------------|---------------------------|----------------------|----------------------------|--------------------------|
| SOUTHERN MARYLAND MD SDC | GAITHERSBURG MD | 1600 | 44 | 471 | 0 | 0 | 8 | 110 | 0 | 110 | 63,041 | 167,320 | 2,438 | 3,276 | 5,715 | 6/6/2023 | 6/1/2024 | TBD | 5/1/2024 |
| SAINT PETERSBURG,FL SDC | TAMPA FL | 2500 | 48 | 149 | 0 | 0 | 2 | 46 | 0 | 46 | 27,440 | 53,133 | 6,883 | 11,107 | 17,990 | 6/6/2023 | 6/1/2024 | TBD | 7/22/2024 |
|  KALAMAZOO, MI SDC | NA | 4000 | 212 | 239 | 3 | 6 | 6 | 0 | 97 | 97 | 67,470 | 54,651 | 2,182 | 4,117 | 6,300 | 6/6/2023 | 6/1/2024 | TBD | 7/22/2024 |
| STOCKTON AIRPORT CA SDC | SACRAMENTO CA | 3000 | 272 | 289 | 8 | 9 | 10 | 25 | 91 | 116 | 90,991 | 266,135 | 2,816 | 6,266 | 9,082 | 6/6/2023 | 6/1/2024 | TBD | 10/2/2023 |
| FT LAUDERDALE, FL SDC | FT LAUDERDALE FL | 10300 | 308 | 161 | 4 | 7 | 12 | 177 | 132 | 309 | 208,891 | 346,158 | 6,931 | 11,056 | 17,987 | 6/6/2023 | 6/1/2024 | TBD | 10/2/2023 |
| BOSTON, MA SDC | BOSTON MA | 1200 | 54 | 507 | 3 | 3 | 5 | 61 | 45 | 106 | 45,444 | 98,235 | 2,758 | 2,972 | 5,729 | 6/6/2023 | 6/1/2024 | TBD | 8/1/2024 |
| HICKSVILLE, NY SDC | QUEENS NY | 4000 | 180 | 667 | 0 | 0 | 2 | 57 | 0 | 57 | 19,704 | 53,271 | 1,473 | 1,687 | 3,160 | 6/6/2023 | 6/1/2024 | TBD | 4/28/2024 |
| ORANGE, CA SDC | ANAHEIM CA | 1600 | 110 | 407 | 0 | 0 | 6 | 95 | 0 | 95 | 56,983 | 149,562 | 4,814 | 7,457 | 12,271 | 6/6/2023 | 6/1/2024 | TBD | 6/24/2024 |
| SPRINGFIELD, MA SDC | NA | 2000 | 103 | 552 | 2 | 2 | 9 | 78 | 24 | 102 | 57,516 | 132,423 | 1,825 | 2,805 | 4,629 | 7/6/2023 | 6/1/2024 | TBD | 10/2/2023 |
| BEAVERTON, OR SDC | PORTLAND OR | 800 | 77 | 139 | 1 | 1 | 4 | 73 | 3 | 76 | 63,617 | 150,629 | 2,993 | 5,002 | 7,995 | 7/6/2023 | 6/1/2024 | TBD | 8/5/2024 |
| PHOENIX RIO SALADO, AZ SDC | PHOENIX AZ | 3000 | 259 | 99 | 4 | 7 | 11 | 48 | 183 | 231 | 174,212 | 226,016 | 4,511 | 11,349 | 15,860 | 6/6/2023 | 6/1/2024 | TBD | 10/2/2023 |
| LAKELAND, FL SDC | TAMPA FL | 2400 | 225 | 237 | 1 | 1 | 4 | 61 | 1 | 62 | 48,636 | 109,158 | 1,895 | 2,750 | 4,645 | 6/6/2023 | 6/1/2024 | TBD | 7/22/2024 |
| NEW BRUNSWICK, NJ SDC | NEWARK NJ | 6000 | 250 | 1,007 | 11 | 14 | 17 | 68 | 232 | 300 | 169,216 | 357,485 | 9,667 | 13,293 | 22,960 | 6/6/2023 | 6/1/2024 | TBD | 10/2/2023 |
| NEWARK, NJ SDC | NEWARK NJ | 4000 | 116 | 1,056 | 0 | 0 | 2 | 30 | 0 | 30 | 26,768 | 64,678 | 687 | 2,394 | 3,081 | 6/6/2023 | 6/1/2024 | TBD | TBD |
| Total | | | | 5,980 | 37 | 50 | 98 | 929 | 808 | 1,737 | 1,119,929 | 2,228,854 | 51,872 | 85,533 | 137,405 | | | | |

 Facility with no existing delivery

Restroom Signage

Restroom Signage



Laser Engraved Lettering
◀ CLEAN FINISH

Comes with double-sided adhesive foam tape for easy attachment

Made with durable ABS
◀ HARD-WEARING, LONG LASTING

Variety of shapes and sizes

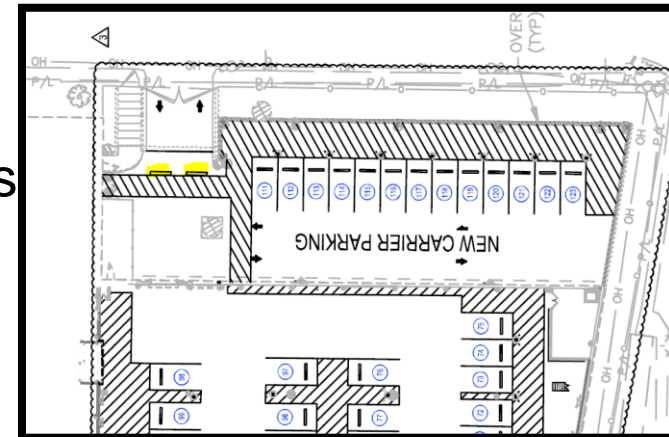
Back side →



Flint

Flint Updates

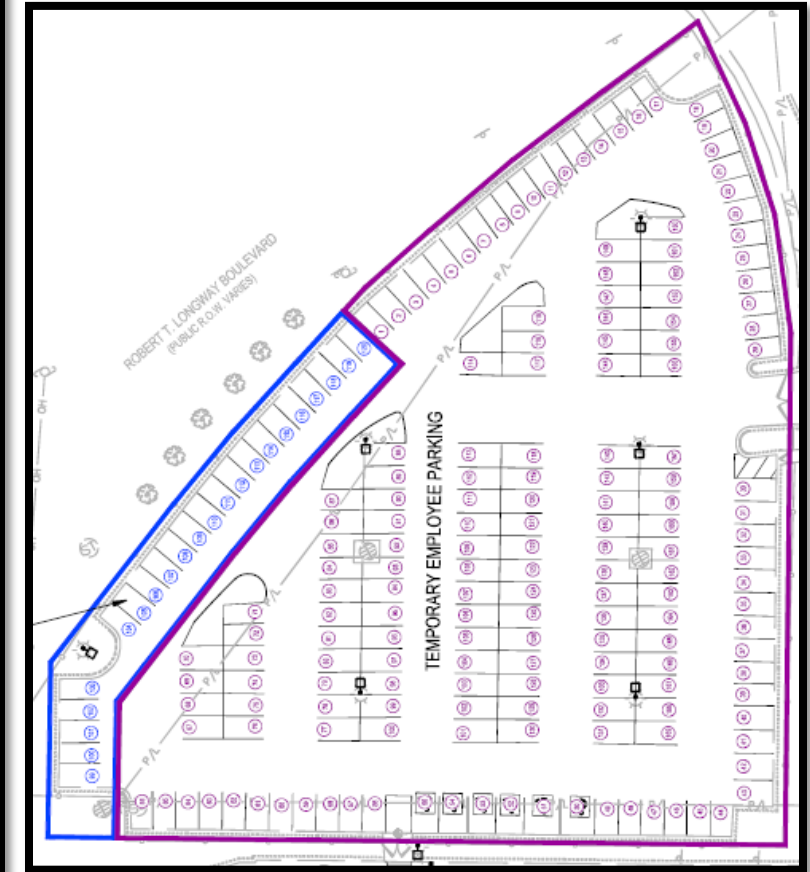
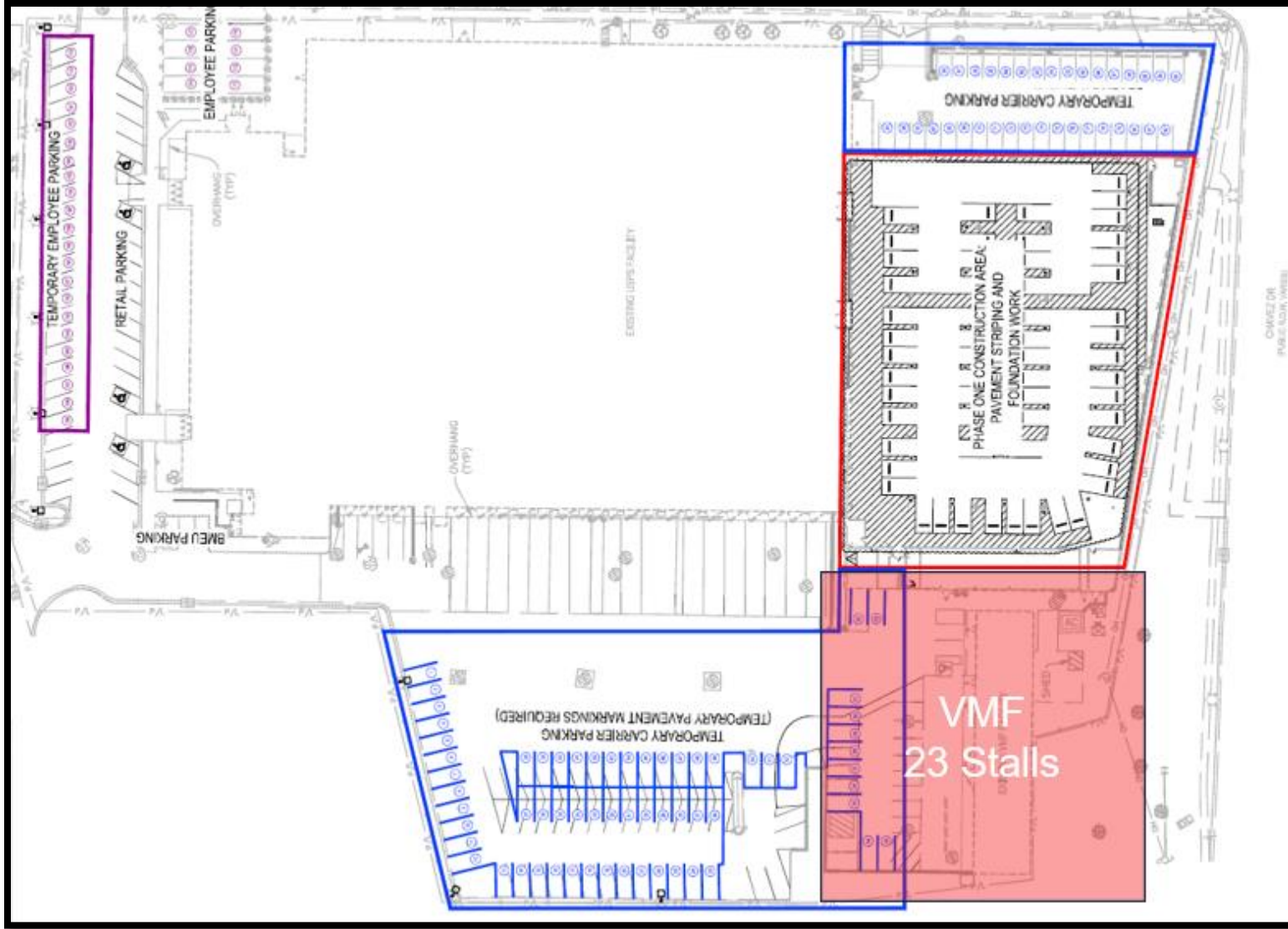
- Phase one of the parking lot work will be in progress on 2/24
 - Upfitting garage with EVSE infrastructure, garage door, striping and numbering
 - No drain is planned in the garage due to environmental storm drain restrictions
 - Six phases to complete parking lot upgrades – each phase has 30 plus additional parking stalls
- Two restrooms in the parking garage are temporarily closed due to construction
 - There have been no reports of inoperable restrooms in Flint
- Local management, District Site Activation Lead and Contractors have no reports of any flooding in Flint
- Two speed bumps are planned at the entrance/exit drive to assure carriers reduce speed at the crosswalk



Flint Parking for Activation

| | Carrier | Employee | VMF | Retail |
|----------|---------|----------|-------|--------|
| Targeted | 109 | 136 | 36 | 42 |
| Count | 109 | 186 | 23/13 | 23 |
| Diff | 0 | 50 | 0 | -19 |

22 Postal vehicles are planned to park in employee lot
 13 VMF employee parking spots in main employee lot
 19 Retail spots marked for employee parking not needed
 31 extra parking in phase 1



Local Transportation Optimization

Local Transportation Optimization Update

- **Optimizing our transportation network**
 - Reducing trips by eliminating PM transportation
 - Improve cube utilization by collecting outgoing volume at the same time as dropping the incoming volume
 - Determine optimization level unit by unit based on volume
- **Active locations**
 - Richmond, VA Area
 - Green Bay, WI Area
- **Upcoming sites**

| District | Launch Date |
|-----------------------|-------------|
| Phoenix | 2/20/2024 |
| Atlanta | 2/24/2024 |
| Portland | 2/24/2024 |
| Birmingham/Montgomery | 3/11/2024 |



Thank You / Questions

