



NATIONAL ASSOCIATION OF POSTAL SUPERVISORS

National Headquarters
1727 KING STREET, SUITE 400
ALEXANDRIA, VA 22314-2753
(703) 836-9660

NAPS Headquarters

December 29, 2022

NAPS Executive Board Members:

NAPS HQ has been in communication with the US Postal Service pertaining to the S&DC's (Sorting & Delivery Centers) initiative. Sites selected by the Postal Service are chosen on specific criteria. Currently the following sites have been chosen for the February 2023 start up:

Utica Processing & Distribution Facility (P&DF)
Gainesville P&DF
Woburn
Panama City
Bryan P&DC


NAPS was briefed today that this startup will be in waves as some of the facilities still have contractually obligation on notification that have yet to be made.

NAPS has request and is awaiting the Facility Concept sheets for Woburn and Panama City and for the list by wave for each of these S&DC sites.

Once received, this information will be shared with the board.

Also, attached are the Facility Concept sheets for Bryan P&DC, Utica, NY and Gainesville, FL.

NAPS Headquarters



NATIONAL ASSOCIATION OF POSTAL SUPERVISORS

National Headquarters
1727 KING STREET, SUITE 400
ALEXANDRIA, VA 22314-2753
(703) 836-9660

NAPS Headquarters

December 29, 2022

NAPS Executive Board Members:

NAPS HQ has been in communication with the US Postal Service pertaining to the S&DC's (Sorting & Delivery Centers) initiative. Sites selected by the Postal Service are chosen on specific criteria. Currently the following sites have been chosen for the February 2023 start up:

Utica Processing & Distribution Facility (P&DF)
Gainesville P&DF
Woburn
Panama City
Bryan P&DC

NAPS was briefed today that this startup will be in waves as some of the facilities still have contractually obligation on notification that have yet to be made.

NAPS has request and is awaiting the Facility Concept sheets for Woburn and Panama City and for the list by wave for each of these S&DC sites.

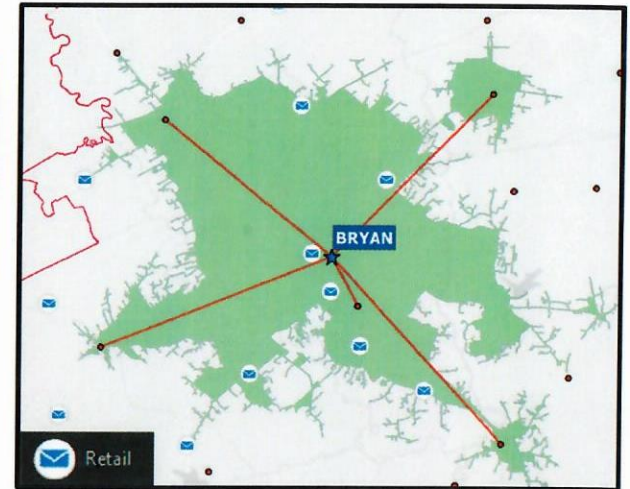
Once received, this information will be shared with the board.

Also, attached are the Facility Concept sheets for Bryan P&DC, Utica, NY and Gainesville, FL.

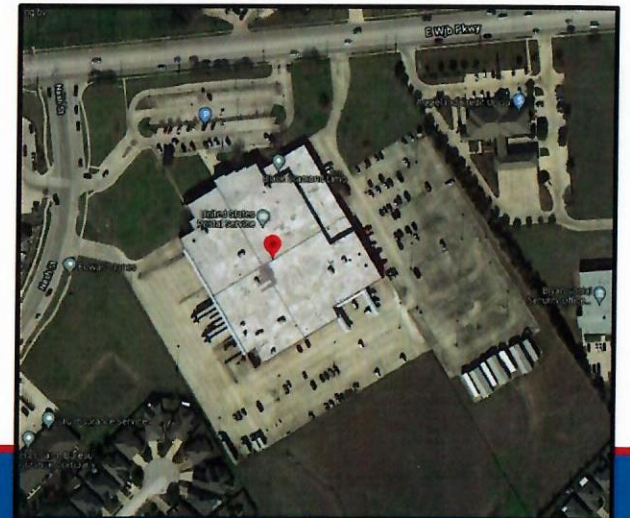
NAPS Headquarters

Bryan P&DF, TX – Facility Concept

TOTAL NET INT SF	DELIVERY WORKROOM SF	PARKING (EMP/CUST)	CURRENT ROUTE COUNT	ADDITIONAL GAINING ROUTES	TOTAL FUTURE ROUTES	AMP CSBCS	Delivery Points	Population
119,702	58,572	371 / 102	55	96	151		117.0K	265.3K

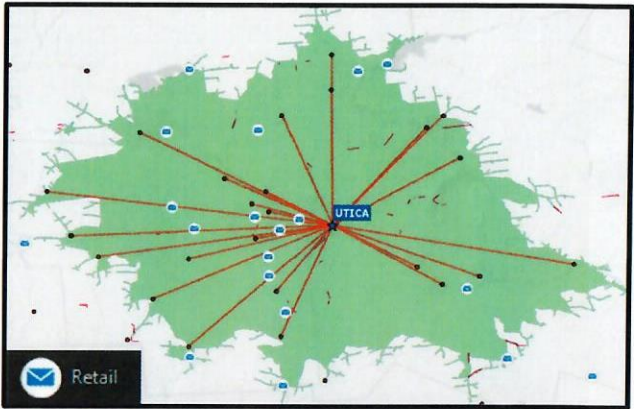


Facility Name	Route Count	One Way Travel Minutes	One Way Travel Miles	Route Count x One Way Miles	Delivery / Retail / PO Box	BEV Date
CALDWELL	10	28	25	249	Delivery, Retail, PO Box	
COLLEGE STATION	68	9	7	479	Delivery, Retail, PO Box	
HEARNE	6	23	23	135	Delivery, Retail, PO Box	
NAVASOTA	10	25	25	255	Delivery, Retail, PO Box	
NORTH ZULCH	2	25	25	49	Delivery, Retail, PO Box	

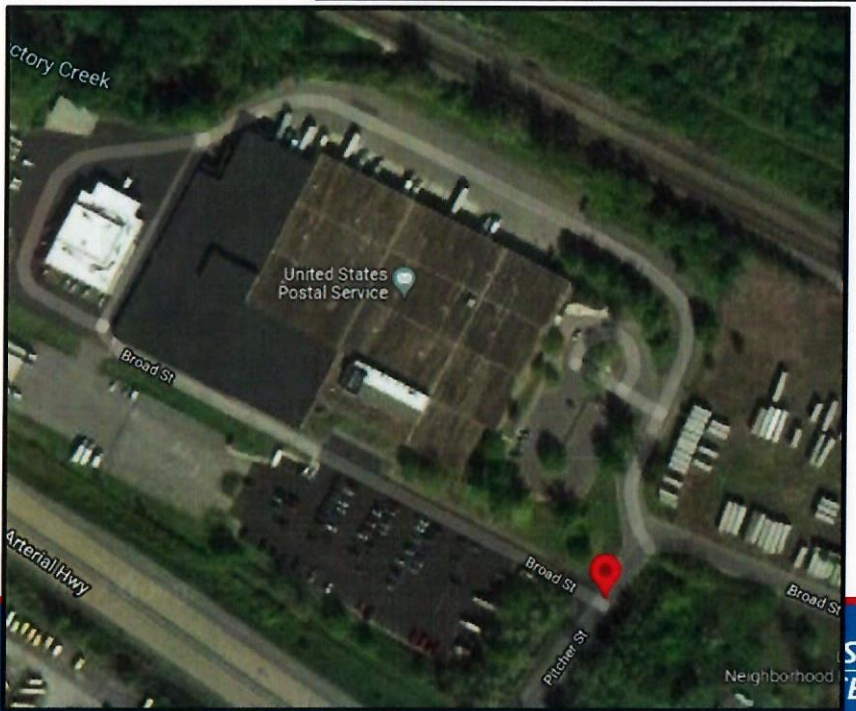


Utica, NY – Facility Concept

TOTAL NET INT SF	DELIVERY WORKROOM SF	PARKING (EMP/CUST)	CURRENT ROUTE COUNT	ADDITIONAL GAINING ROUTES	TOTAL FUTURE ROUTES	AMP CSBCS	Delivery Points	Population
133,106	88,735	282/55	59	142	201	Former PDC	109.3K	239.9K



Facility Name	Route Count	One Way Travel Minutes	One Way Travel Miles	Route Count x One Way Miles	Delivery / Retail / PO Box	BEV Date
BARNEVELD	2	24	16	32	Delivery, Retail, PO Box	
CASSVILLE	1	24	19	19	Delivery, Retail, PO Box	
CLINTON	8	18	12	94	Delivery, Retail, PO Box	
COLD BROOK	3	30	20	61	Delivery, Retail, PO Box	
DEANSBORO	1	25	17	17	Delivery, Retail, PO Box	
FRANKFORT	6	12	8	51	Delivery, Retail, PO Box	
HERKIMER	8	19	14	111	Delivery, Retail, PO Box	
HOLLAND PATENT	2	20	14	27	Delivery, Retail, PO Box	
ILION	13	15	12	152	Delivery, Retail, PO Box	
LITTLE FALLS	7	27	21	149	Delivery, Retail, PO Box	
MARCY	4	10	7	29	Delivery, Retail, PO Box	
NEW HARTFORD	16	12	8	129	Delivery, Retail, PO Box	
NEWPORT	2	22	14	28	Delivery, Retail, PO Box	
ORISKANY	2	15	12	23	Delivery, Retail, PO Box	
POLAND	1	26	19	19	Delivery, Retail, PO Box	
REMSEN	3	26	19	58	Delivery, Retail, PO Box	
ROME	35	23	20	695	Delivery, Retail, PO Box	
SAUQUOIT	4	19	14	56	Delivery, Retail, PO Box	
VERNON	2	27	19	39	Delivery, Retail, PO Box	
VERNON CENTER	1	26	19	19	Delivery, Retail, PO Box	
VERONA	2	28	26	51	Delivery, Retail, PO Box	
WATERVILLE	3	27	20	59	Delivery, Retail, PO Box	
WHITESBORO	11	11	6	67	Delivery, Retail, PO Box	
YORKVILLE	5	8	5	24	Delivery, Retail, PO Box	



Gainesville, FL – Facility Concept

TOTAL NET INT SF	DELIVERY WORKROOM SF	PARKING (EMP/CUST)	CURRENT ROUTE COUNT	ADDITIONAL GAINING ROUTES	TOTAL FUTURE ROUTES	AMP CSBCS	Delivery Points	Population
189,469	127,711	254/53	61	134	195	Former PDC	136.5K	295.5K

Facility Name	Route Count	One Way Travel Minutes	One Way Travel Miles	Route Count x One Way Miles	Delivery / Retail / PO Box	BEV Date
ALACHUA	11	19	18	202	Delivery, Retail, PO Box	
ARCHER	6	18	12	73	Delivery, Retail, PO Box	
EARLETON	1	29	22	22	Delivery, Retail, PO Box	
MAIN STREET	66	15	6	422	Delivery, Retail, PO Box	
HAWTHORNE	7	27	21	145	Delivery, Retail, PO Box	
HIGH SPRINGS	9	24	23	205	Delivery, Retail, PO Box	
MICANOPIY	3	14	10	31	Delivery, Retail, PO Box	
MORRISTON	5	30	25	124	Delivery, Retail, PO Box	
NEWBERRY	12	23	17	206	Delivery, Retail, PO Box	Feb 2027
REDDICK	4	24	22	87	Delivery, Retail, PO Box	
WALDO	1	26	19	19	Delivery, Retail, PO Box	
WILLISTON	9	21	17	153	Delivery, Retail, PO Box	Feb 2027

